

# Tamburin Stuttgart Mittwoch Class

10.10.2018

## 1 LE CAFE NOIR J32 · 2/4L

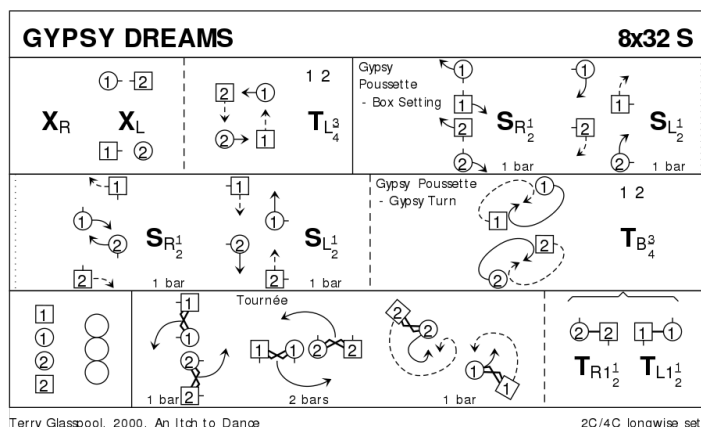
*Peggy Hamilton: Chocolate & Champagne - Sacramento 25 · Crib: SCDDDB Contributed Cribs & Diagrams*

- 1- 4 | 1s+2s chase clockwise once round
- 5- 8 | 1s+2s dance RH across
- 9-12 | 1s+2s dance LH across
- 13-16 | 1s+2s chase counter clockwise once round
- 17-20 | 1M+2L turn LH
- 21-24 | 1L+2M turn LH
- 25-32 | 1s+2s dance  $\frac{3}{4}$  RL, 2s+1s set

## 2 GYPSY DREAMS S32 · 2/4L

*Terry Glaspool: An Itch to Dance · Crib: E-cribs · Diagram: Keith Rose's Diagrams*

- 1- | 1c cross RH and face down | 1c+2c  $\frac{1}{2}$  LH turn on the sides ; all chase cclw one place | all turn P  $\frac{3}{4}$  LH into a line across (W BtoB)
- 9- | Gypsy Pousette, as follows.
- 9-12 | (Box setting) All set R and swivel R  $\frac{1}{4}$  »on the hop« to face away from P, all set L and swivel R  $\frac{1}{4}$ . to face in | all set R (M passing BtoB) and swivel R  $\frac{1}{4}$ , all set L and do not swivel. Partners finish facing away from each other but are not lined up BtoB.
- 13-16 | (Gypsy turn) All starting to their own R, dance around P halfway and melt into turn  $\frac{3}{4}$  BH to finish facing P in a line across, M in the middle.
- 17- | Reel4 across the dance. On [24] the M dance  $\frac{1}{4}$  around each other, Lsh to Lsh, **while{}** the W extend the loops to join P in promhold, all forming a line across, 1c facing up, 2c down.
- 25- | [25] 1c+2c Promenade  $\frac{1}{4}$  around each other (M staying Lsh to Lsh), into the last 7 bars of the Tournée.

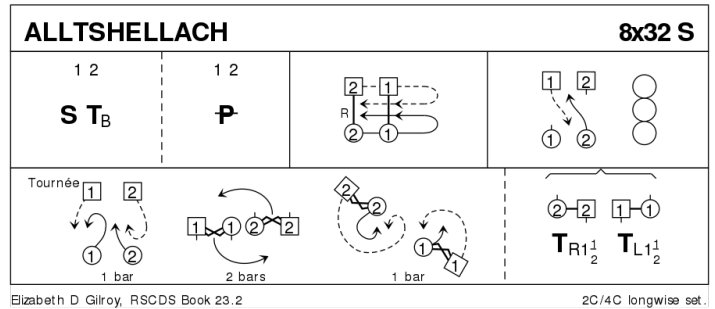


Notes: In [9-12] each C follows the edges of a square:  
 Music: A smooth strathspey for example: »Birks of Invermay« by Tersipchore

### 3 ALLTSHELLACH S32 · 2/4L

Elizabeth D Gilroy: RSCDS XXIII 2 · Crib: E-cribs · Diagram: Keith Rose's Diagrams

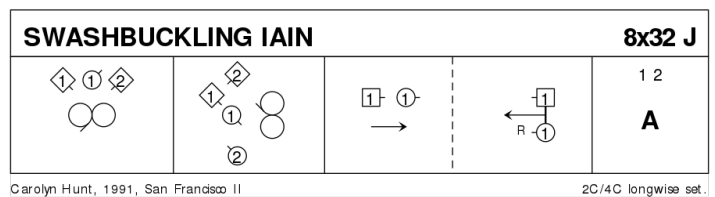
- 1- 1c+2c set | turn BH, into ; 1c+2c ½Poussette, finishing in the middle, facing down
- 9- 2c+1c lead down the middle ; (2c divides) 1c+2c lead up to (1,2)
- 17- Reel4 across the dance, 1W and 2M pass Lsh to begin, and finish with a loop on own side
- 25- Tournée



### 4 SWASHBUCKLING IAIN J32 · 2/4L

Carolyn Hunt: San Francisco Collection Volume 2 · Crib: E-cribs · Diagram: Keith Rose's Diagrams

- 1- 1M Reel3 with 1W+2W (Rsh to 2W)
- 9- 1M with 1W tenaciously following Reel3 with 2c (Rsh to 2M)
- 17- 1c dance down middle, 1M leading ; 1c lead back up RHJ, 2c step in on [24] for
- 25- 1c+2c allemande



### 5 ST ANDREW'S NICHT J48 · 2RR

Scottish Dances collected by Mary Isdal MacNab · Crib: E-cribs

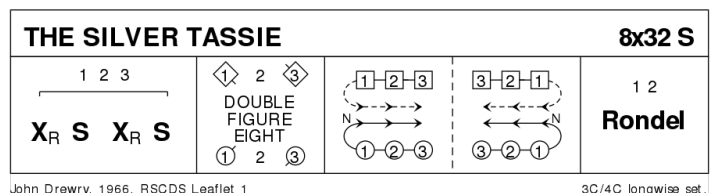
- 1- 1c+2c RHA ; LHA
- 9- Women cross RH, set to other M ; turn him LH
- 17- Women cross back, set to P ; turn P LH
- 25- Men advance with 2 PdB, set to each other ; swivel turns {4} to finish BtoB facing own P
- 33- Diagonal Reel4, ending in original places
- 41- 1c+2c Poussette to meet next couple.

24.10.2018

### 6 THE SILVER TASSIE S32 · 3/4L

John Drewry: The Leaflet Dances with Music · Crib: E-cribs · Diagram: Keith Rose's Diagrams

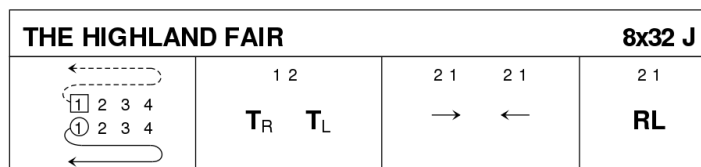
- 1- 1c+2c+3c cross RH | set ; repeat
- 9- 1c+3c DbIFig8 round 2c (1c cross down, 3c cast up)
- 17- 1c followed by 2c+3c dance down the middle (2c & 3c divide) ; 1c (leading) +2c+3c dance up
- 25- 1c+2c Rondel (2,1,3).



## 7 THE HIGHLAND FAIR J32 · 2/4L

RSCDS Graded 6 · Crib: E-cribs · Diagram: Keith Rose's Diagrams

- 1- 1c cast off behind own lines ; cast back
- 9- 1c+2c Turn RH ; repeat LH
- 17- 1c followed by 2c lead down the middle ; and up, 2c leading (to 2,1)
- 25- 2c+1c R&L.



RSCDS Graded Book 1.6

2C/4C longwise set.

## 8 CAPTAIN HENDERSON'S HORNPIPE R32 · 3/3L

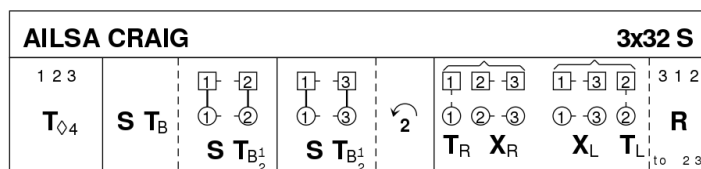
John McLennan: Hunter Valley Book of Dances · Crib: MiniCribs

- 1-8 2s LSh reels of 3 across (Lady with 2s & Man with 3s)
- 9-16 2s reel of 3 on sides giving LSh to person on their Left
- 17-24 1s+2s 1/2 R&L, 1s+3s 1/2 R&L
- 25-32 1s turn RH **while** 2s & 3s cross RH & all circle 6H round to Left

## 9 AILSA CRAIG S32 · 3/3L

Eric Forbes: Birmingham Book 2004 - Twenty Scottish Country Dances (Compilation of 1973 and 1986) · Crib: E-cribs · Diagram: Keith Rose's Diagrams

- 1- 1c+2c+3c Petronella without setting, to places
- 9- 1c Set, Turn BH (1W twirls) ; 1c set to 2c, turn BH 1/2 to change places (1c twirls)
- 17- 1c set to 3c ; turn BH 1/2 to change places on the side ; 1s cast up to top (2c+3c down)
- 25- 1c+2c+3c 4 hands of Non-crossing Chain (Full turns at top / bottom, 1c start across, 2c with 3c).(to 2,3,1)



Eric Forbes, 12 SCD (Birmingham 1973)

3C/3C longwise set.

## 10 FIGURE IT OUT R32 · 3/3L

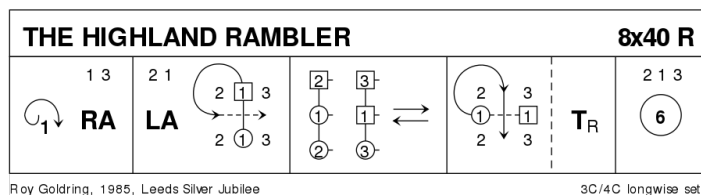
Roy Goldring: Graded and Social Dances 3 - 16 Dances · Crib: MiniCribs

- 1-8 1s dance 1/2 Fig of 8 round 2s, 1M+2L turn LH 1.1/4 times **while** 1L+2M turn RH 1.1/4 times
- 9-16 1s in prom hold dance reel of 3 across with 2s (RSh to 2M to start) & 1s end in middle facing down
- 17-24 1M dances LH & RH across with 2L+3L **while** 1L dances RH & LH across with 2M+3M 1s & 3s ending in middle facing up
- 25-32 1s followed by 3s dance up & cast to 3rd/2nd places & 1s dance 1/2 Fig of 8 round 3s

## 11 THE HIGHLAND RAMBLER R40 · 3/4L

Roy Goldring: Silver Jubilee 25 - Leeds Branch · Crib: E-cribs · Diagram: Keith Rose's Diagrams

- 1- 1c long cast to 2pl (2c up on [3-4] ;  
1c+3c RHA (2,1,3)
- 9- 2c+1c LHA, 1W faces out ; 1W  
followed by 1M cast up round 2W and  
down the middle of set, 1W between  
3c and 1M between 2c, all facing down
- 17- In lines of 3 down the middle (all swivel R) and up
- 25- 1M followed by 1W dance up, cast round 2W and into 2pl ; 1c turn RH
- 33- Circle6 and back



## 07.11.2018

## 12 CANADIAN BARN DANCE X16 · 1RR

B Durrands: Collins Pocket Reference: Scottish Country Dancing · Crib: E-cribs

- 1-4 move forwards with 3 runs (outer foot starting) and a hop | repeat backwards
- 5-8 move away from partner with the same step and clap on the hop | and back into ballroom hold
- 9-12 Slip- in-slip-hop in line of dance (RR cclw) | same back
- 13-16 progress RR cclw with half turns in step-hop and open out to begin again

## 13 AN 'APPY DANCE R32 · 4/4L

John Drewry: The Stoneywood Collection · Crib: MiniCribs

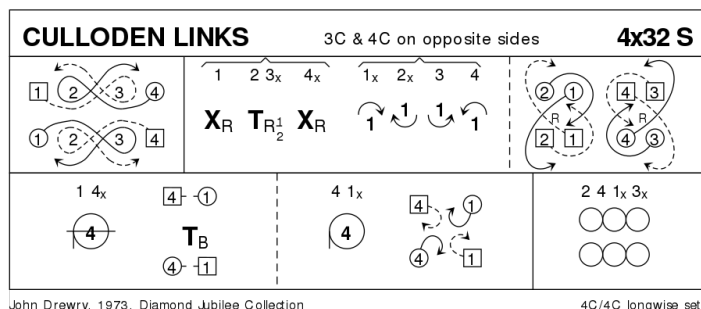
- 1-8 1s & 4s set, cross RH, cast 1 place & 1/2 turn partners 2H
- 9-16 1s+4s slip step down & back
- 17-24 1s followed by 4s dance up, 1s cast to 3rd place as 4s cast to 2nd place & dance 1/2 Figs of 8 round end couples
- 25-32 4s+1s 1/2 turn partner RH, twirl & dance out to own sides, 2s+4s also 1s+3s circle 4H round to left

## 14 CULLODEN LINKS S32 · 4/4L

John Drewry: *The Diamond Jubilee Collection (Inverness)* · Crib: *MiniCrib*s · Diagram: *Keith Rose's Diagrams*

3s & 4s on opp sides

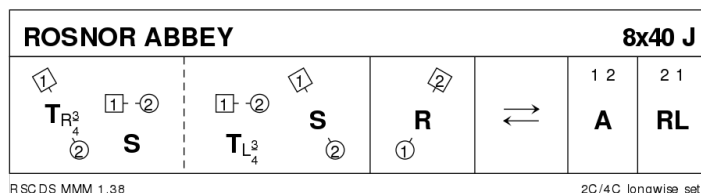
- 1-8** 1M & 4L dance Figs of 8 on the Mens side **while** 1L & 4M dance Figs of 8 (1s & 4s dance in to start & give hands when passing)
- 9-12** 1s & 4s cross RH & cast in 1 place **while** 2s & 3s 1/2 turn RH & lead up/down to ends. (2)(1)4 3
- 13-16** 1s & 4s dance 1/2 Figs of 8 round end positions as 2s & 3s cast into 1/2 Figs of 8. 2 1(4)(3)
- 17-24** 1s+4s circle 4H round to left 1/2 way & 4L+1M also 4M+1L turn 2H, 4s+1s circle 4H to left once round & turn right about to face up/down
- 25-32** All dance RSh reels of 4 on sides. 2 4(1)(3)



## 15 ROSNOR ABBEY J40 · 2/4L

Miss Milligan's *Miscellany of Scottish Country Dances* · Crib: *E-cribs* · Diagram: *Keith Rose's Diagrams*

- 1-** 1W+2M turn RH  $\frac{3}{4}$  to face each other on midline (M below W) | set ; turn LH back to places, set
- 9-** 1M+2W repeat
- 17-** 1c lead down the middle and up
- 25-** 1c+2c Allemande
- 33-** 2c+1c R&L.



(Note: [1-2] and [9-10] now specify half turns, superseding older instructions.)

## 16 A DANCE CALLED IRENE S32 · 4/4L

Ron Wallace: *From the Redwood Forest* · Crib: *MiniCrib*s

- 1-8** 1s+2s also 3s+4s circle left, 1s+2s also 3s+4s turn 2H 1.1/2 times on sides
- 9-16** Top 3 Men turn bottom 3 Ladies RH, top 3 Ladies turn bottom 3 Men LH
- 17-24** 1M+4L set & 3/4 turn 2H into centre to face partners who chase clockwise 1/2 way, 4s & 1s set & 3/4 turn RH to 2nd/3rd places own sides
- 25-32** 2s+4s also 1s+3s dance Diamond Poussette

## 17 DALSTON HALL S40 · 4/4L

John Drewry: *Rondel Book of SCD* · Crib: *MiniCrib*s

- 1-8** 1s cross RH, 1s+2s change places LH on sides, 2s+1s+3s cross RH & set
- 9-16** 2s+1s+3s circle 8H round & back
- 17-24** 1s+3s dance 1/2 RH across, 3s cast to place **while** 1s turn 1/2 RH to 2nd place opposite side, 1s+2s dance 1/2 LH across, 2s cast to top **while** 1s 1/2 turn LH to 2nd place own side facing down
- 25-32** 2s+1s+3s+4s dance Grand Chain
- 33-40** 1s+3s+4s dance reels of 3 on sides (1s give RSh to 3s to start) & 1s dance down to 4th place

**18 AN 'APPY DANCE R32 · 4/4L**

*John Drewry: The Stoneywood Collection · Crib: MiniCrib*s

- 1-8 | 1s & 4s set, cross RH, cast 1 place & 1/2 turn partners 2H
- 9-16 | 1s+4s slip step down & back
- 17-24 | 1s followed by 4s dance up, 1s cast to 3rd place as 4s cast to 2nd place & dance 1/2 Figs of 8 round end couples
- 25-32 | 4s+1s 1/2 turn partner RH, twirl & dance out to own sides, 2s+4s also 1s+3s circle 4H round to left

**19 A DANCE CALLED IRENE S32 · 4/4L**

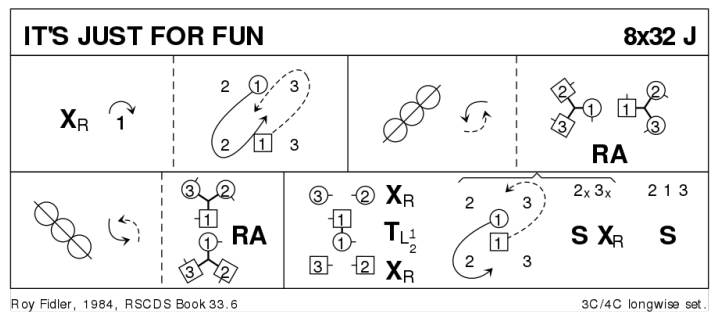
*Ron Wallace: From the Redwood Forest · Crib: MiniCrib*s

- 1-8 | 1s+2s also 3s+4s circle left, 1s+2s also 3s+4s turn 2H 1.1/2 times on sides
- 9-16 | Top 3 Men turn bottom 3 Ladies RH, top 3 Ladies turn bottom 3 Men LH
- 17-24 | 1M+4L set & 3/4 turn 2H into centre to face partners who chase clockwise 1/2 way, 4s & 1s set & 3/4 turn RH to 2nd/3rd places own sides
- 25-32 | 2s+4s also 1s+3s dance Diamond Poussette

**20 IT'S JUST FOR FUN J32 · 3/4L**

*Roy Fidler: RSCDS XXXIII 6 · Crib: E-cribs · Diagram: Keith Rose's Diagrams*

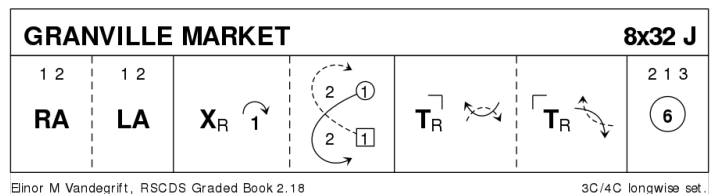
- 1- | 1c cross RH | cast off (2c up) ; 1/2 Fig8 round 3cnr, pass Lsh to face 1cnr
- 9- | 1/2 Reel4 with 1cnrs, pass Lsh ; Teapots R (1M+2W+3W (at top) & 1W+2M+3M RHA) finish facing 2cnrs
- 17- | 1/2 Reel4 with 2cnrs, pass Lsh ; Teapots R on own sides (1M+2W+3W & 1W+2M+3M RHA)
- 25- | 1c turn LH 1/2 (1M faces up, 1W down) **while{2}** all cnrs change places RH on sides (polite turn) | 1c dances out the end and L to 2pl **while{4}** 2c+3c set to P and cross RH | All set (2,1,3).



**21 GRANVILLE MARKET J32 · 3/4L**

*Elinor M Vandegrift: A Second Book of Graded Scottish Country Dances · Crib: E-cribs · Diagram: Keith Rose's Diagrams*

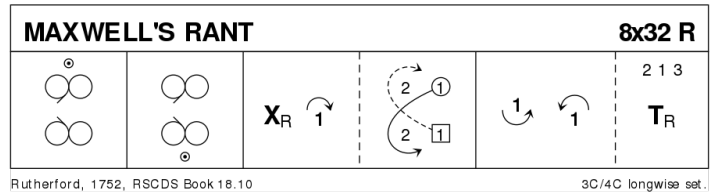
- 1- | 1c+2c RHA, LHA
- 9- | 1c cross RH | cast (2c up) ; 1/2 Fig8 up to face 1cnr
- 17- | 1c turn 1cnr RH | pass Rsh ; turn 2cnr RH | pass Rsh to (2,1,3)
- 25- | Circle6 and back



## 22 MAXWELL'S RANT R32 · 3/4L

David Rutherford: RSCDS XVIII 10 · Crib: E-cribs · Diagram: Keith Rose's Diagrams

- 1- Mirror Reels3 on the sidelines (1c cross down) (1x,2,3)
- 9- 1c cross back into mirror Reels3 on own sides
- 17- 1c cross RH | cast (2c up) ; ½ Fig8 round 2c
- 25- 1c dance down between 3c and cast up to 2pl ; 2c+1c+3c turn RH

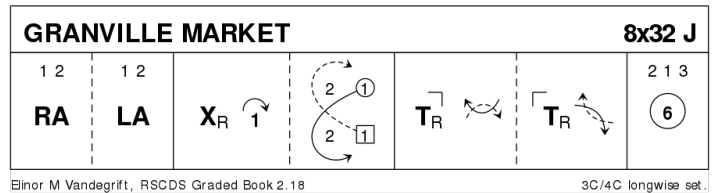


## 21.11.1018

## 23 GRANVILLE MARKET J32 · 3/4L

Elinor M Vandegrift: A Second Book of Graded Scottish Country Dances · Crib: E-cribs · Diagram: Keith Rose's Diagrams

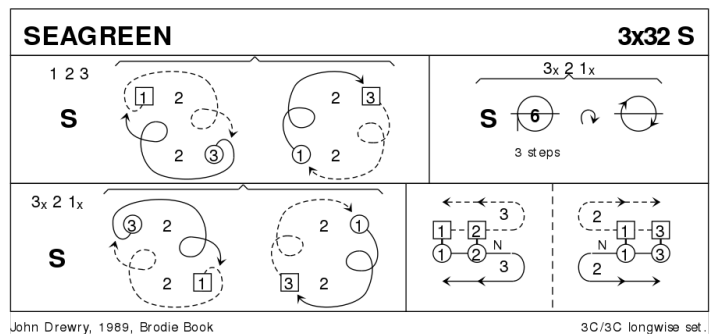
- 1- 1c+2c RHA, LHA
- 9- 1c cross RH | cast (2c up) ; ½ Fig8 up to face 1cnr
- 17- 1c turn 1cnr RH | pass Rsh ; turn 2cnr RH | pass Rsh to (2,1,3)
- 25- Circle6 and back



## 24 SEAGREEN S32 · 3/3L

John Drewry: The Brodie Book · Crib: E-cribs · Diagram: Keith Rose's Diagrams

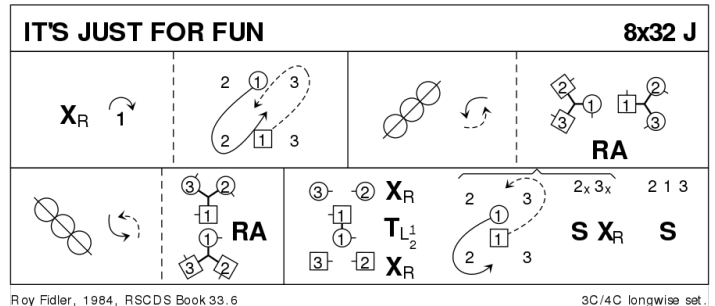
- 1- 1c+2c+3c set | {1M+3W petronella-turn to finish BtoB between 2c with 1M facing up and 3W facing down ; dance through P's place | cast R to exchanged places} **while**{6} {1W+3M cast clw to other end ; petronella to finish BtoB with 3M facing up and 1W facing down | both dance out to exchanged places (3x,2,1x)}
- 9- All set, circle6 L. On [14], all drop hands, dance into the centre pulling Rsh back to face out, and dance clw to starting places (3x,2,1x)
- 17- 3c+2c+1c repeat figure [1-8] to (1,2,3)
- 25- 2c followed by 1c dance down NHJ between 3c and cast up to 1pl / 2pl ; 1c with 3c following dance up NHJ between 2c and cast off to 3pl / 2pl (to 2,3,1)



## 25 IT'S JUST FOR FUN J32 · 3/4L

Roy Fidler: RSCDS XXXIII 6 · Crib: E-cribs · Diagram: Keith Rose's Diagrams

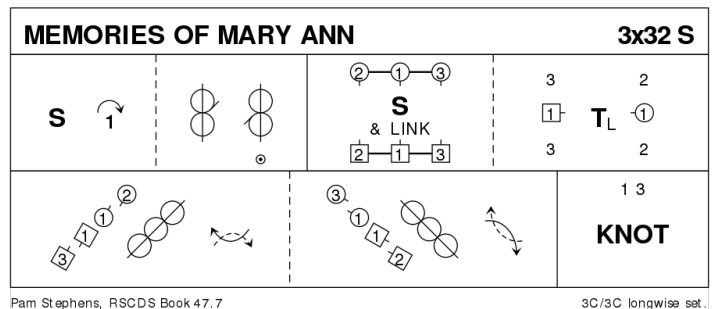
- 1- 1c cross RH | cast off (2c up) ; ½Fig8 round 3cnr, pass Lsh to face 1cnr  
 9- ½Reel4 with 1cnrs, pass Lsh ; Teapots R (1M+2W+3W (at top) & 1W+2M+3M RHA) finish facing 2cnrs  
 17- ½Reel4 with 2cnrs, pass Lsh ; Teapots R on own sides (1M+2W+3W & 1W+2M+3M RHA)  
 25- 1c turn LH ½ (1M faces up, 1W down) **while**{2} all cnrs change places RH on sides (polite turn) | 1c dances out the end and L to 2pl **while**{4} 2c+3c set to P and cross RH | All set (2,1,3).



## 26 MEMORIES OF MARY ANN S32 · 3/3L

Pam Stephens: RSCDS XLVII 7 · Crib: E-cribs · Diagram: Keith Rose's Diagrams

- 1- 1c set | cast off (2c up) ; ½ Reels3 across Lsh to 1cnr (2x,1x,3x)  
 9- S&Link3 to lines across ; 1c turn LH to face 1cnr (pos.)  
 17- 1c+1cnrs ½ Reel4 , pass Rsh ; repeat with 2cnr, 1c crossing Rsh to (2,1,3)  
 25- 3c+1c The Knot (2,3,1)



## 27 LOCH LINNHE S32 · 3/3L

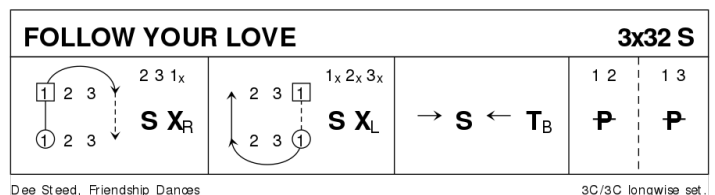
Roy Goldring: Silver Jubilee 25 - Leeds Branch · Crib: MiniCribs

- 1-8 1s & 3s cross RH **while** 2s set, 1s dance reels of 3 on side with 2s+3s (1s dance out & down to start)  
 9-16 1s & 3s set to partners **while** 2s cross RH, 1s dance reels of 3 on sides with 2s+3s (1s in & down to start)  
 17-24 1M+2L cross RH & set **while** 1L+2M set & cross RH, 1s turn 2H 1.1/2 times  
 25-32 1M+3L cross RH & set **while** 1L+3M set & cross RH & all turn 2H

## 28 FOLLOW YOUR LOVE S32 · 3/3L

Dee Steed: Friendship Dances · Crib: MiniCribs · Diagram: Keith Rose's Diagrams

- 1-8 1L followed by partner cast to 3rd place & cross to opposite side, all set & cross RH  
 9-16 1M followed by partner cast up to top & cross to opposite side sides, all set & cross LH  
 17-24 1s lead down for 2 steps, set, lead up & turn 2H (2s dance in for...)  
 25-32 1s+2s dance 1/2 Diamond Poussette, 1s+3s dance 1/2 Diamond Poussette

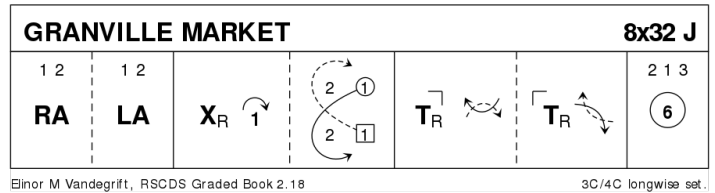




**29 GRANVILLE MARKET J32 · 3/4L**

*Elinor M Vandegrift: A Second Book of Graded Scottish Country Dances · Crib: E-cribs · Diagram: Keith Rose's Diagrams*

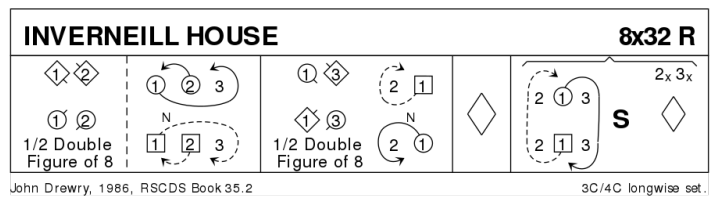
- 1- 1c+2c RHA, LHA
- 9- 1c cross RH | cast (2c up) ; ½ Fig8 up to face 1cnr
- 17- 1c turn 1cnr RH | pass Rsh ; turn 2cnr RH | pass Rsh to (2,1,3)
- 25- Circle6 and back



**30 INVERNEILL HOUSE R32 · 3/4L**

*John Drewry: RSCDS XXXV 2 · Crib: E-cribs · Diagram: Keith Rose's Diagrams*

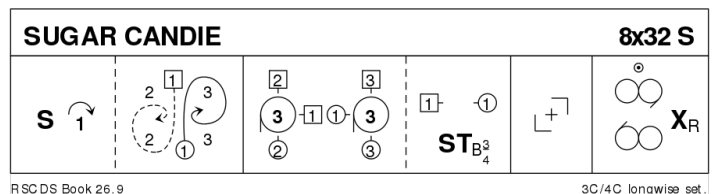
- 1- 1c+2c ½ DbIFig8 (to start, 1c cross down and 2c dance up, 2c finish facing out) ; 1c dance down NHJ between 3c and cast up to 2plx **while** 2c cast up and stand (2x,1x,3)
- 9- 1c+3c ½ DbIFig8 (1c cross down and 3c dance up) ; 1c dance up NHJ between 2c and cast off to 2pl own side (2x,1,3x)
- 17- 1c Petronella {8} (to 2x,1x,3x)
- 25- 2c+3c Petronella {8} **while** 1c casts Rsh back | cross (M / W between 3c /2c) ; cast to 2pl | set with 2c+3c (2,1,3)



**31 SUGAR CANDIE S32 · 3/4L**

*RSCDS XXVI 9 · Crib: E-cribs · Diagram: Keith Rose's Diagrams*

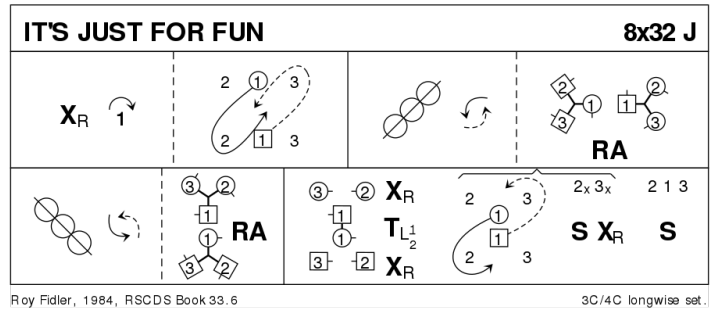
- 1- 1c set | cast off (2c up), pass Lsh and cast R round 1cnr, to finish BtoB in the centre, M facing down, W up
- 9- 1W+2c & 1M+3c circle3, at end 1c swivels R to face P ; 1c set, turn ¾ BH to face 1cnrs (open out with 1M using RH to assist P)
- 17- Turn CPCP
- 25- Reels3{6} with corners, Lsh to 1cnr, 1c cross RH to (2,1,3)



### 32 IT'S JUST FOR FUN J32 · 3/4L

Roy Fidler: RSCDS XXXIII 6 · Crib: E-cribs · Diagram: Keith Rose's Diagrams

- 1- 1c cross RH | cast off (2c up) ; ½ Fig8 round 3cnr, pass Lsh to face 1cnr
- 9- ½ Reel4 with 1cnrs, pass Lsh ; Teapots R (1M+2W+3W (at top) & 1W+2M+3M RHA) finish facing 2cnrs
- 17- ½ Reel4 with 2cnrs, pass Lsh ; Teapots R on own sides (1M+2W+3W & 1W+2M+3M RHA)
- 25- 1c turn LH ½ (1M faces up, 1W down) **while**{2} all cnrs change places RH on sides (polite turn) | 1c dances out the end and L to 2pl **while**{4} 2c+3c set to P and cross RH | All set (2,1,3).

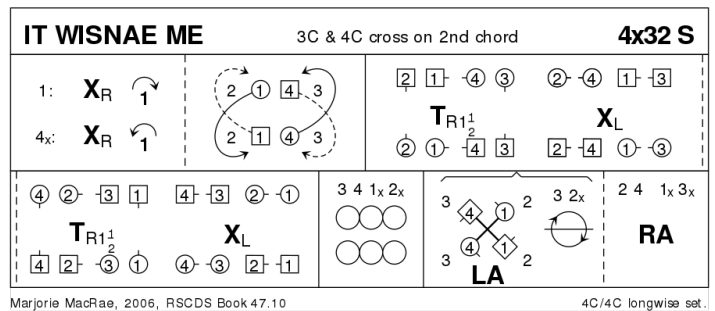


### 33 IT WISNAE ME S32 · 4/4L

Marjorie Macrae: RSCDS XLVII 10 · Crib: E-cribs · Diagram: Keith Rose's Diagrams

3c+4c cross on second chord (1,2,3x,4x)

- 1- 1c+4c cross RH, cast (2c+3c step to end) ; ½ Fig8 round end cpl (2,1,4x,3x)
- 9- Modified Half Grand Chain: 2c & 3c turn P RH 1½ **while** on sideline 1c+4c turn RH 1½ {3}, all turn next dancer LH ½ {1} (4x,2x,3,1) ; repeat (3,4,1x,2x)
- 17- Reels4 on the sidelines (3,4,1x,2x)
- 25- 3c+2c chase ½ clw **while**{4} 4c+1c LHA ; 2c+4c & 1c+3c RHA (2,4,1x,3x)

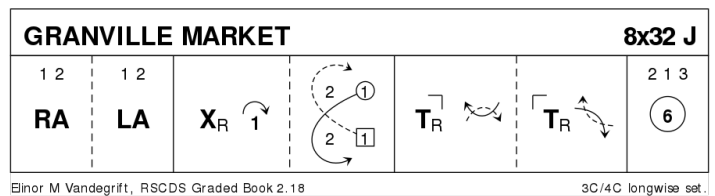


05.12.2018

### 34 GRANVILLE MARKET J32 · 3/4L

Elinor M Vandegrift: A Second Book of Graded Scottish Country Dances · Crib: E-cribs · Diagram: Keith Rose's Diagrams

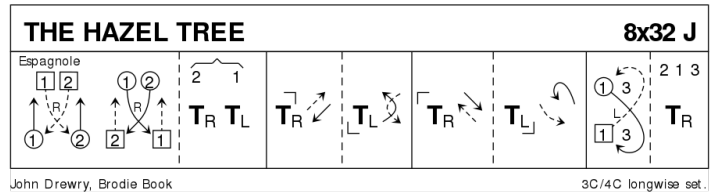
- 1- 1c+2c RHA, LHA
- 9- 1c cross RH | cast (2c up) ; ½ Fig8 up to face 1cnr
- 17- 1c turn 1cnr RH | pass Rsh ; turn 2cnr RH | pass Rsh to (2,1,3)
- 25- Circle6 and back



## 35 THE HAZEL TREE J32 · 3/4L

John Drewry: *The Brodie Book* · Crib: *E-cribs* · Diagram: *Keith Rose's Diagrams*

- 1- 1c+2c Espagnole, 1c finishing facing 1cnr
- 9- 1c turn 1cnr RH, pass Rsh ; turn 3cnr LH, pass Lsh (cnrs dance for {4})
- 17- Turn 2cnr RH, pass Rsh ; turn 4cnr LH, pass Lsh to 2plx side by side facing down
- 25- Lead LHJ between 3c, cross and cast to 2pl ; All C turn RH

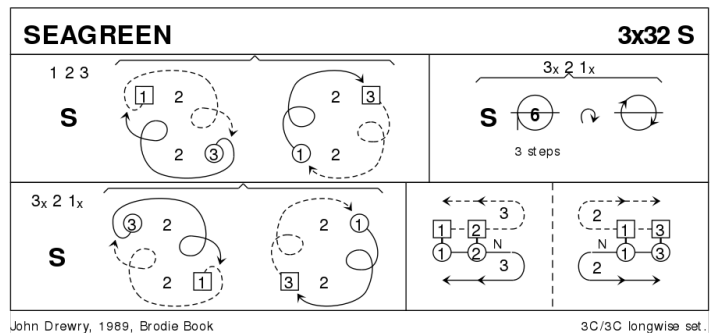


Espagnole: both W lead RHJ to M side, cross and cast back to exchanged places while{} Men cross to W side, lead RHJ back to M side and cross to exchanged places ; all turn P EH (2,1)

## 36 SEAGREEN S32 · 3/3L

John Drewry: *The Brodie Book* · Crib: *E-cribs* · Diagram: *Keith Rose's Diagrams*

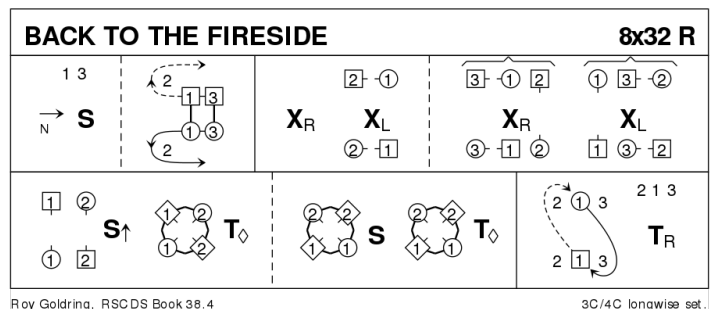
- 1- 1c+2c+3c set | {1M+3W petronella-turn to finish BtoB between 2c with 1M facing up and 3W facing down ; dance through P's place | cast R to exchanged places} **while**{6} {1W+3M cast clw to other end ; petronella to finish BtoB with 3M facing up and 1W facing down | both dance out to exchanged places (3x,2,1x)
- 9- All set, circle6 L. On [14], all drop hands, dance into the centre pulling Rsh back to face out, and dance clw to starting places (3x,2,1x)
- 17- 3c+2c+1c repeat figure [1-8] to (1,2,3)
- 25- 2c followed by 1c dance down NHJ between 3c and cast up to 1pl / 2pl ; 1c with 3c following dance up NHJ between 2c and cast off to 3pl / 2pl (to 2,3,1)



## 37 BACK TO THE FIRESIDE R32 · 3/4L

Roy Goldring: *RSCDS XXXVIII 4* · Crib: *E-cribs* · Diagram: *Keith Rose's Diagrams*

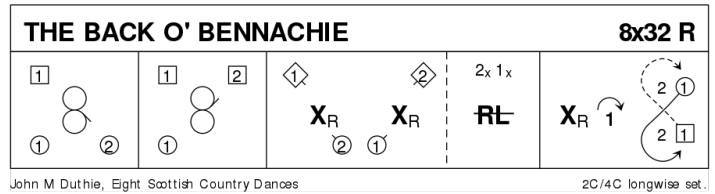
- 1- 3c followed by 1c dance down the middle | set ; dance up the middle, 1c cast off to 3pl **while**{2} 3c dance up to 1pl (3,2,1)
- 9- »pick-up chain«, from below: 1c cross RH, 1c+2c change places LH ; 1c+3c change places RH **while**{2} 2c cross RH ; 1c cross LH **while**{2} 3c+2c change places LH (to 1, 2x, 3)
- 17- 1c+2c set advancing to join NH in a circle | releasing hands, 1c+2c Petronella one place R ; Set NHJ | repeat petronella, to sidelines (2,1x,3)
- 25- 1c ½ Fig8 L (W up, M down) ; All turn RH (2,1,3)



### 38 THE BACK O' BENNACHIE R32 · 2/4L

John M Duthie: Eight Scottish Country Dances · Crib: E-cribs · Diagram: Keith Rose's Diagrams

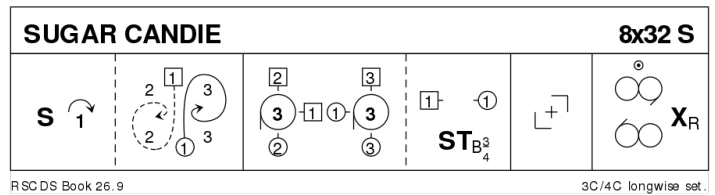
- 1- 1c+2M Reel3 across the dance, 2M starting by giving Rsh to 1W
- 9- 1c+2W Reel3 across the dance, 2W starting by giving Lsh to 1M
- 17- 1W+2M cross RH, 1M+2W cross RH ; 2c+1c dance half R&L
- 25- 1c cross RH, cast one place ; dance ½ Fig8 round 2c



### 39 SUGAR CANDIE S32 · 3/4L

RSCDS XXVI 9 · Crib: E-cribs · Diagram: Keith Rose's Diagrams

- 1- 1c set | cast off (2c up), pass Lsh and cast R round 1cnr, to finish BtoB in the centre, M facing down, W up
- 9- 1W+2c & 1M+3c circle3, at end 1c swivels R to face P ; 1c set, turn ¾ BH to face 1cnrs (open out with 1M using RH to assist P)
- 17- Turn CPCP
- 25- Reels3{6} with corners, Lsh to 1cnr, 1c cross RH to (2,1,3)

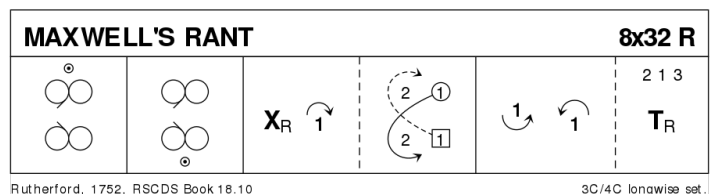


## 12.12.2018

### 40 MAXWELL'S RANT R32 · 3/4L

David Rutherford: RSCDS XVIII 10 · Crib: E-cribs · Diagram: Keith Rose's Diagrams

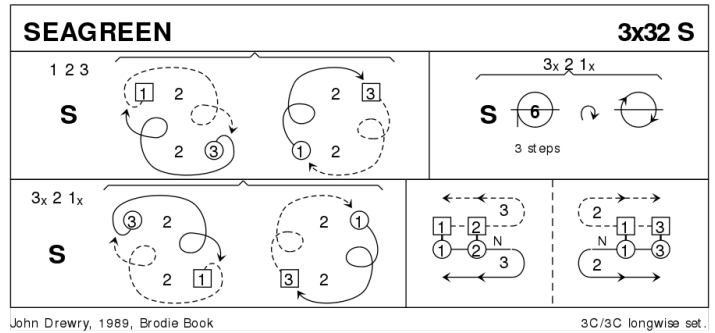
- 1- Mirror Reels3 on the sidelines (1c cross down) (1x,2,3)
- 9- 1c cross back into mirror Reels3 on own sides
- 17- 1c cross RH | cast (2c up) ; ½ Fig8 round 2c
- 25- 1c dance down between 3c and cast up to 2pl ; 2c+1c+3c turn RH



## 41 SEAGREEN S32 · 3/3L

John Drewry: *The Brodie Book* · Crib: *E-cribs* · Diagram: *Keith Rose's Diagrams*

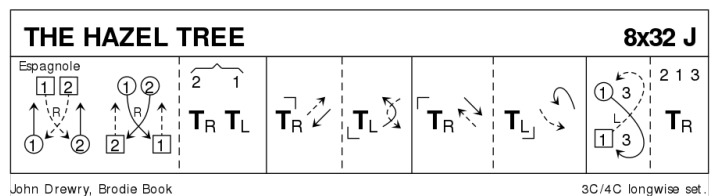
- 1- 1c+2c+3c set | {1M+3W petronella-turn to finish BtoB between 2c with 1M facing up and 3W facing down ; dance through P's place | cast R to exchanged places} **while**{6} {1W+3M cast clw to other end ; petronella to finish BtoB with 3M facing up and 1W facing down | both dance out to exchanged places (3x,2,1x)
- 9- All set, circle6 L. On [14], all drop hands, dance into the centre pulling Rsh back to face out, and dance clw to starting places (3x,2,1x)
- 17- 3c+2c+1c repeat figure [1-8] to (1,2,3)
- 25- 2c followed by 1c dance down NHJ between 3c and cast up to 1pl / 2pl ; 1c with 3c following dance up NHJ between 2c and cast off to 3pl / 2pl (to 2,3,1)



## 42 THE HAZEL TREE J32 · 3/4L

John Drewry: *The Brodie Book* · Crib: *E-cribs* · Diagram: *Keith Rose's Diagrams*

- 1- 1c+2c Espagnole, 1c finishing facing 1cnr
- 9- 1c turn 1cnr RH, pass Rsh ; turn 3cnr LH, pass Lsh (cnrs dance for {4})
- 17- Turn 2cnr RH, pass Rsh ; turn 4cnr LH, pass Lsh to 2plx side by side facing down
- 25- Lead LHJ between 3c, cross and cast to 2pl ; All C turn RH

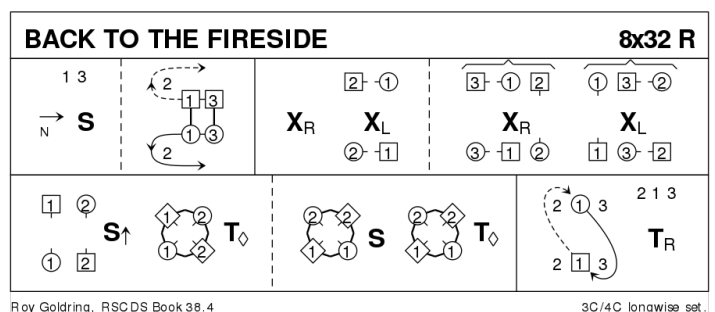


Espagnole: both W lead RHJ to M side, cross and cast back to exchanged places while{} Men cross to W side, lead RHJ back to M side and cross to exchanged places ; all turn P EH (2,1)

## 43 BACK TO THE FIRESIDE R32 · 3/4L

Roy Goldring: *RSCDS XXXVIII 4* · Crib: *E-cribs* · Diagram: *Keith Rose's Diagrams*

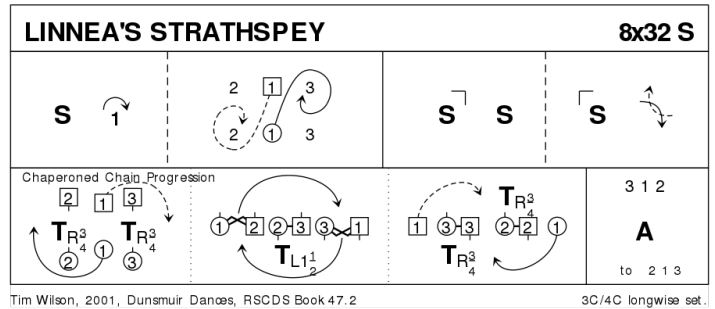
- 1- 3c followed by 1c dance down the middle | set ; dance up the middle, 1c cast off to 3pl **while**{2} 3c dance up to 1pl (3,2,1)
- 9- »pick-up chain«, from below: 1c cross RH, 1c+2c change places LH ; 1c+3c change places RH **while**{2} 2c cross RH ; 1c cross LH **while**{2} 3c+2c change places LH (to 1, 2x, 3)
- 17- 1c+2c set advancing to join NH in a circle | releasing hands, 1c+2c Petronella one place R ; Set NHJ | repeat petronella, to sidelines (2,1x,3)
- 25- 1c ½ Fig8 L (W up, M down) ; All turn RH (2,1,3)



## 44 LINNEA'S STRATHSPEY S32 · 3/4L

Tim Wilson: RSCDS XLVII 2 · Crib: E-cribs · Diagram: Keith Rose's Diagrams

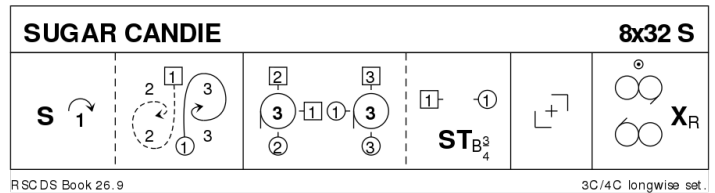
- 1- 1c set | cast off (2c up), cross Lsh and cast R round 1cnr to face 1cnr
- 9- SetH&G, at end pass Rsh to face out in 2pl
- 17- [Chaperoned Chain Progression] 1c cast ¼ clw round set **while**{2} 2c & 3c Turn RH ¾ | 2M+3W turn 1½ LH **while** {4} the others promenade ½ clw round set | 3c+2c turn RH ¾ and face up **while**{2} 1c cast ¼ clw to meet in 2pl, for
- 25- 3c+1c+2c Allemande (2,1,3)



## 45 SUGAR CANDIE S32 · 3/4L

RSCDS XXVI 9 · Crib: E-cribs · Diagram: Keith Rose's Diagrams

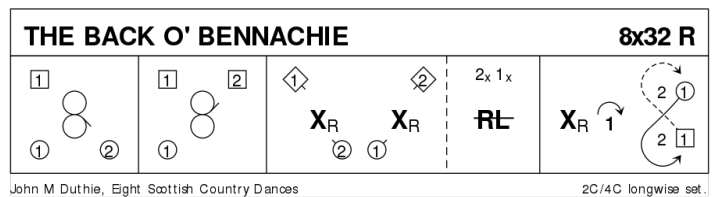
- 1- 1c set | cast off (2c up), pass Lsh and cast R round 1cnr, to finish BtoB in the centre, M facing down, W up
- 9- 1W+2c & 1M+3c circle3, at end 1c swivels R to face P ; 1c set, turn ¾ BH to face 1cnrs (open out with 1M using RH to assist P)
- 17- Turn CPCP
- 25- Reels3{6} with corners, Lsh to 1cnr, 1c cross RH to (2,1,3)



## 46 THE BACK O' BENNACHIE R32 · 2/4L

John M Duthie: Eight Scottish Country Dances · Crib: E-cribs · Diagram: Keith Rose's Diagrams

- 1- 1c+2M Reel3 across the dance, 2M starting by giving Rsh to 1W
- 9- 1c+2W Reel3 across the dance, 2W starting by giving Lsh to 1M
- 17- 1W+2M cross RH, 1M+2W cross RH ; 2c+1c dance half R&L
- 25- 1c cross RH, cast one place ; dance ½ Fig8 round 2c

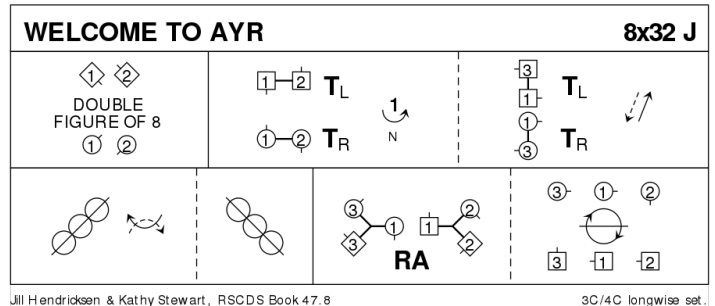


09.01.2019

## 47 WELCOME TO AYR J32 · 3/4L

Jill Hendricksen/Kathy Stewart: RSCDS XLVII 8 · Crib: E-cribs · Diagram: Keith Rose's Diagrams

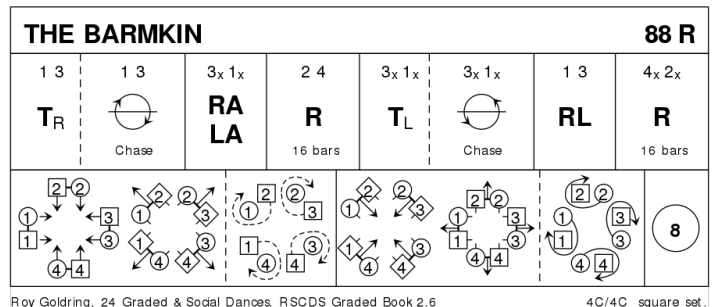
- 1- 1c+2c DbIFig8, 1c crossing down to start, at end 2c face out
- 9- 1c+2c turn EH 1½ on side (2c to 1pl) and 1c face down NHJ ; 1c dance down and turn 3c EH, 3c finish in 3pl and 1c facing 1cnr
- 17- 1c+1cnrs ½ diag. Reel4 and pass Rsh ; repeat with 2cnrs, 1c finish on midline Lsh to Lsh facing own side
- 25- 3c+1M & 1W+2c RHA (3x,1x,2x) ; All chase clw ½ round (2,1,3)



## 48 THE BARMKIN R88 · 4S

Roy Goldring: A Second Book of Graded Scottish Country Dances · Crib: E-cribs · Diagram: Keith Rose's Diagrams

- 1- 1c+3c turn RH and face clw ; chase ½ round set into
- 9- 3c+1c RHA ; LHA to exchanged places (3,2,1,4)
- 17-32 2c+4c repeat [1-16] (3,4,1,2)
- 33- 1c+3c turn LH and face cclw ; chase ½ round set to own places
- 41- 1c+3c R&L (1,4,3,2)
- 49-64 2c+4c repeat [33-48] (1,2,3,4)
- 65- All C NHJ advance | retire »diagonally« NHJ with cnr ; all W dance clw round their cnr
- 73- All pairs advance | retire NHJ with P to places ; all M dance clw round P
- 81- All circle8 and back

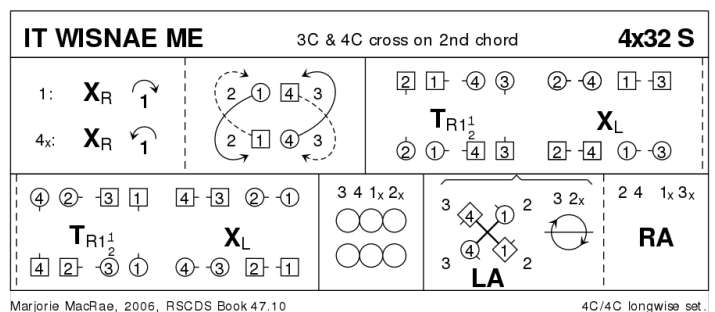


## 49 IT WISNAE ME S32 · 4/4L

Marjorie Macrae: RSCDS XLVII 10 · Crib: E-cribs · Diagram: Keith Rose's Diagrams

3c+4c cross on second chord (1,2,3x,4x)

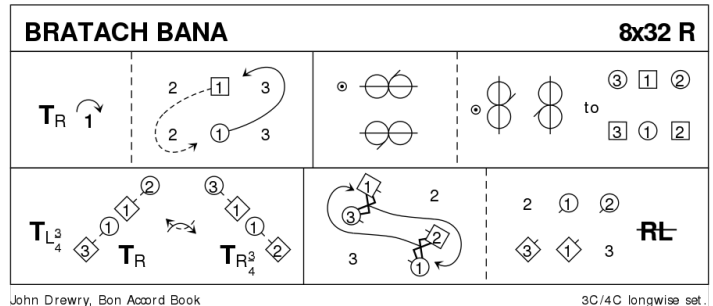
- 1- 1c+4c cross RH, cast (2c+3c step to end) ; ½ Fig8 round end cpl (2,1,4x,3x)
- 9- Modified Half Grand Chain: 2c & 3c turn P RH 1½ **while** on sideline 1c+4c turn RH 1½ {3}, all turn next dancer LH ½ {1} (4x,2x,3,1) ; repeat (3,4,1x,2x)
- 17- Reels4 on the sidelines (3,4,1x,2x)
- 25- 3c+2c chase ½ clw **while**{4} 4c+1c LHA ; 2c+4c & 1c+3c RHA (2,4,1x,3x)



## 50 BRATACH BANA R32 · 3/4L

John Drewry: *Bon Accord Book of Scottish Country Dances* · Crib: *E-cribs* · Diagram: *Keith Rose's Diagrams*

- 1- 1c turn RH | cast off (2c up) ; ½ Fig8 to R around 1cnr (to 2,1x,3)
- 9- ½ Reel3 on sides (Rsh to 2cnr) ; ½ Reel3 across (Lsh to 3cnr position), finish on sides (3x,1,2x)
- 17- 1c turn ¾ LH, Turn 1cnr person (3cnr position) RH ; pass Rsh, turn 2cnr person (4cnr position) ¾ RH to promhold (cnr on the right)
- 25- These pairs change places Rsh | drop left hand and turn RH ½ to sidelines ; half diagonal R&L (1st diagonal direction)

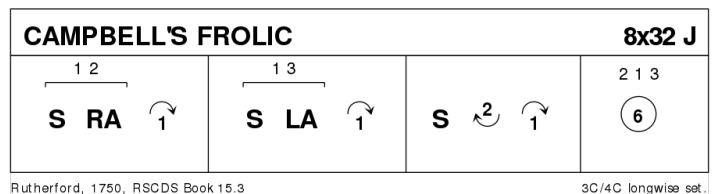


Note on [27-28]: originally 2 PdB. modified by Drewry to SkCh. O. Otto says best variant is corners in PdB, 1c in SkCh

## 51 CAMPBELL'S FROLIC J32 · 3/4L

David Rutherford: *RSCDS XV 3* · Crib: *E-cribs* · Diagram: *Keith Rose's Diagrams*

- 1- 1c+2c set | RHA | 1c cast off and 2c dance to top (2,1,3)
- 9- 1c+3c set | LHA | 1c cast to 3pl and 3c dance up (2,3,1)
- 17- 1c set | lead to top (3c down) | cast to 2pl
- 25- 2c+1c+3c circle6 and back

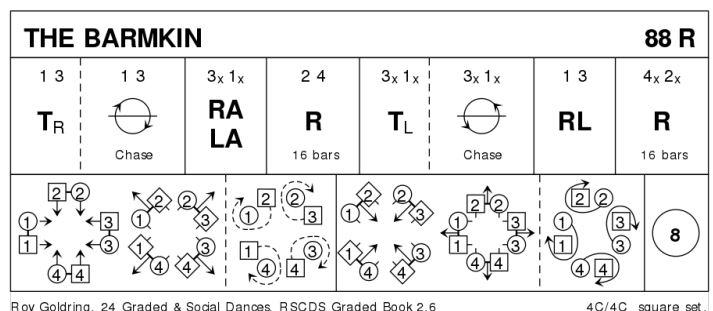


# 16.01.2019

## 52 THE BARMKIN R88 · 4S

Roy Goldring: *A Second Book of Graded Scottish Country Dances* · Crib: *E-cribs* · Diagram: *Keith Rose's Diagrams*

- 1- 1c+3c turn RH and face clw ; chase ½ round set into
- 9- 3c+1c RHA ; LHA to exchanged places (3,2,1,4)
- 17-32 2c+4c repeat [1-16] (3,4,1,2)
- 33- 1c+3c turn LH and face cclw ; chase ½ round set to own places
- 41- 1c+3c R&L (1,4,3,2)
- 49-64 2c+4c repeat [33-48] (1,2,3,4)
- 65- All C NHJ advance | retire »diagonally« NHJ with cnr ; all W dance clw round their cnr
- 73- All pairs advance | retire NHJ with P to places ; all M dance clw round P
- 81- All circle8 and back



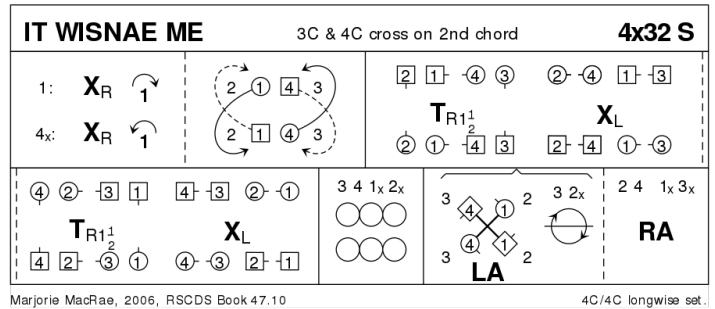


## 53 IT WISNAE ME S32 · 4/4L

Marjorie Macrae: RSCDS XLVII 10 · Crib: E-cribs · Diagram: Keith Rose's Diagrams

3c+4c cross on second chord (1,2,3x,4x)

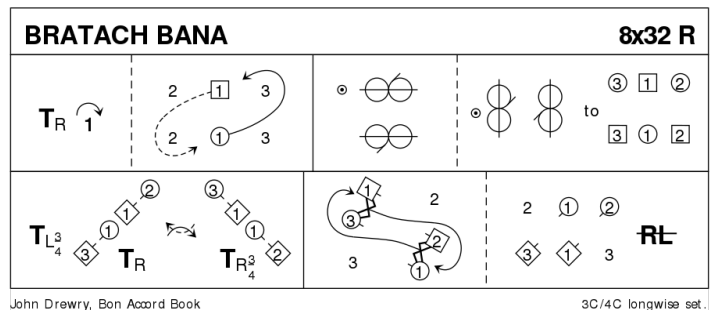
- 1- 1c+4c cross RH, cast (2c+3c step to end) ; ½ Fig8 round end cpl (2,1,4x,3x)
- 9- Modified Half Grand Chain: 2c & 3c turn P RH 1½ **while** on sideline 1c+4c turn RH 1½ {3}, all turn next dancer LH ½ {1} (4x,2x,3,1) ; repeat (3,4,1x,2x)
- 17- Reels4 on the sidelines (3,4,1x,2x)
- 25- 3c+2c chase ½ clw **while**{4} 4c+1c LHA ; 2c+4c & 1c+3c RHA (2,4,1x,3x)



## 54 BRATACH BANA R32 · 3/4L

John Drewry: Bon Accord Book of Scottish Country Dances · Crib: E-cribs · Diagram: Keith Rose's Diagrams

- 1- 1c turn RH | cast off (2c up) ; ½ Fig8 to R around 1cnr (to 2,1x,3)
- 9- ½ Reel3 on sides (Rsh to 2cnr) ; ½ Reel3 across (Lsh to 3cnr position), finish on sides (3x,1,2x)
- 17- 1c turn ¾ LH, Turn 1cnr person (3cnr position) RH ; pass Rsh, turn 2cnr person (4cnr position) ¾ RH to promhold (cnr on the right)
- 25- These pairs change places Rsh | drop left hand and turn RH ½ to sidelines ; half diagonal R&L (1st diagonal direction)

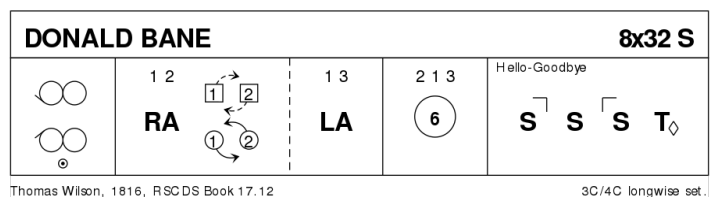


Note on [27-28]: originally 2 PdB. modified by Drewry to SkCh. O. Otto says best variant is corners in PdB, 1c in SkCh

## 55 DONALD BANE S32 · 3/4L

Thomas (19C) Wilson: RSCDS XVII 12 · Crib: E-cribs · Diagram: Keith Rose's Diagrams

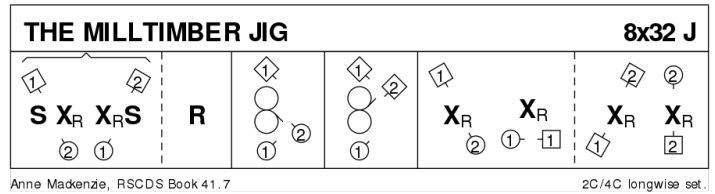
- 1- Mirror reels on own sides, 1c starting in and down
- 9- 1c+2c RHA {3} 1c cast as 2c dance up ; 1c+3c LHA (2,1,3)
- 17- All circle6 and back, 1c finish facing corners
- 25- 1c set to 1cnr, to P, to 2cnr, petronella to 2pl



## 56 THE MILLTIMBER JIG J32 · 2/4L

Anne N MacKenzie: RSCDS XLI 7 · Crib: E-cribs · Diagram: Keith Rose's Diagrams

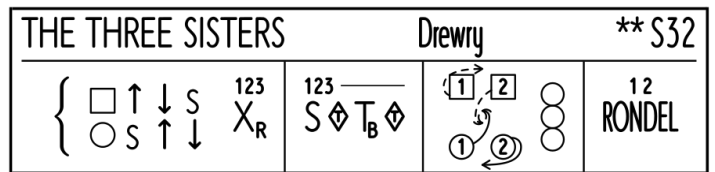
- 1- 1M+2W cross RH | set ; cross back RH | set **while{8}** 1W+2M set | cross RH ; set | cross back RH
- 9- 2M Reel3 across with 1c (start Rsh to 1W)
- 17- 2W Reel3 across with 1c (start Lsh to 1M)
- 25- 1W+2M cross RH, 1W+1M change places RH ; 1W+2W cross RH, 2W+2M cross RH



## 57 THE THREE SISTERS S32 · 3/4L

John Drewry: Scottish Country Dances in Diagrams. Ed. 8 · Crib: E-cribs · Diagram: SCDDDB Contributed Cribs & Diagrams

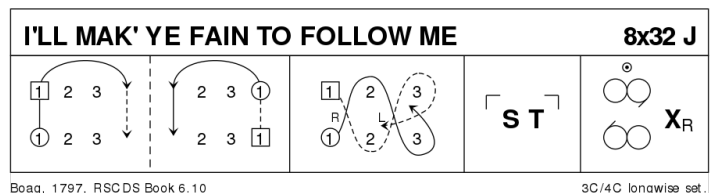
- 1- 1c+2c+3c all W A&R and set **while{6}** all M set, A&R | all cross RH
- 9- All C set, Petronella to midline ; turn BH, Petronella back to (1,2,3), 1W+2M face out
- 17- 1c+2c Reel4 across, 1M+2W starting Lsh, and 1W+2M cast R, at end 1W+2M turn LH into:
- 25- 1c+2c Rondel.



## 58 'I'LL MAK' YE FAIN TO FOLLOW ME J32 · 3/4L

W Boag (18C): RSCDS VI 10 · Crib: E-cribs · Diagram: Keith Rose's Diagrams

- 1- 1W casts off 2, 1M following, to 3pl opposite sides (2c+3c up) ; 1M casts up 2, 1W following, to own places (2c+3c down)
- 9- 1c cross RH, cast off one (2c up) ; cross LH, cast off one and lead up to 1cnrs
- 17- 1c set to and turn corners
- 25- Reels3{6} on the sides | 1c cross (2,1,3).

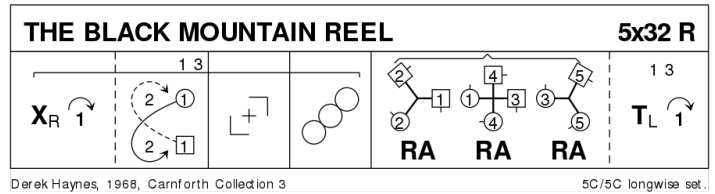


23.01.2019

## 59 THE BLACK MOUNTAIN REEL R32 · 5/5L

Derek Haynes: Carnforth Collection of SC Dances 3 · Crib: E-cribs · Diagram: Keith Rose's Diagrams

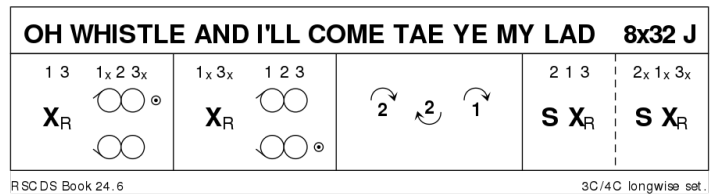
- 1- 1c & 3c cross RH | cast off (2c+4c up) ;  
½ Fig8 up and face 1cnr
- 9- Turn CPCP (1c & 3c turn 1cnr RH, P  
LH, 2cnr RH, P LH), finish facing 1cnr
- 17- 1c & 3c Reels4 with 1cnrs, at the end  
pass P Lsh.
- 25- 1W+2c (top), 1M+4c+3W (middle) and 3M+5c (bottom) RHA ; 1c & 3c turn LH and cast off  
(4c+5c up). (to: 2,4,1,5,3)



## 60 OH, WHISTLE AND I'LL COME TAE YE, MY LAD J32 · 3/4L

RSCDS XXIV 6 · Crib: E-cribs · Diagram: Keith Rose's Diagrams

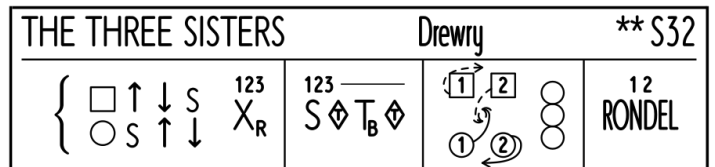
- 1- 1c+3c cross RH into Mirror Reels3 on  
opposite sides (2c in and up)
- 9- 1c+3c cross back RH and repeat the  
reels
- 17- 1c cast off, meet below 3c ; lead to top  
and cast off to 2pl (2c up)
- 25- 2c+1c+3c set, cross RH ; repeat.



## 61 THE THREE SISTERS S32 · 3/4L

John Drewry: Scottish Country Dances in Diagrams. Ed. 8 · Crib: E-cribs · Diagram: SCDDDB Contributed Cribs & Diagrams

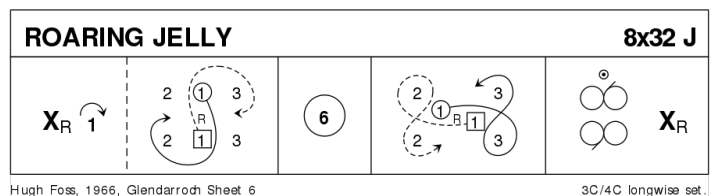
- 1- 1c+2c+3c all W A&R and set **while**{6}  
all M set, A&R | all cross RH
- 9- All C set, Petronella to midline ; turn  
BH, Petronella back to (1,2,3), 1W+2M  
face out
- 17- 1c+2c Reel4 across, 1M+2W starting  
Lsh, and 1W+2M cast R, at end 1W+2M turn LH into:
- 25- 1c+2c Rondel.



## 62 ROARING JELLY J32 · 3/4L

Hugh Foss: Glendarroch Scottish Dance Sheets · Crib: E-cribs · Diagram: Keith Rose's Diagrams

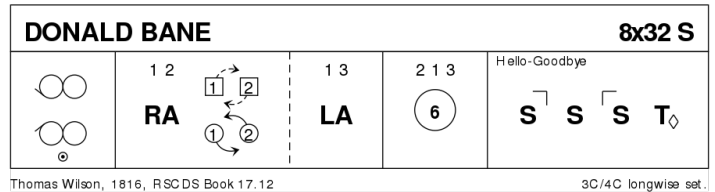
- 1- 1c cross RH | cast off (2c up) ; cross  
RH, 1c casts R round 3cnr to finish in  
line across between 2cnr and 3cnr
- 9- Circle6 and back
- 17- 1c change places up/dn RH | Fig8  
round 4cnr and 1cnr, start Rsh), finish  
on sideline facing 2cnr
- 25- 1c Reels3{6} on opposite sides (Rsh to 2cnr) | cross RH



## 63 DONALD BANE S32 · 3/4L

Thomas (19C) Wilson: RSCDS XVII 12 · Crib: E-cribs · Diagram: Keith Rose's Diagrams

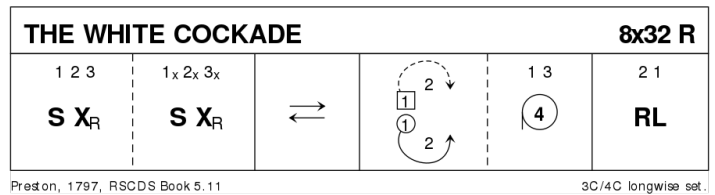
- 1- Mirror reels on own sides, 1c starting in and down
- 9- 1c+2c RHA {3} 1c cast as 2c dance up ; 1c+3c LHA (2,1,3)
- 17- All circle6 and back, 1c finish facing corners
- 25- 1c set to 1cnr, to P, to 2cnr, petronella to 2pl



## 64 THE WHITE COCKADE R32 · 3/4L

Preston (18C): RSCDS V 11 · Crib: E-cribs · Diagram: Keith Rose's Diagrams

- 1- 1c+2c+3c set and cross RH ; repeat
- 9- 1c lead down the middle ; and up, staying in the middle
- 17- 1c long cast to 2pl (2c up) ; 1c+3c circle4 L
- 25- 2c+1c R&L.

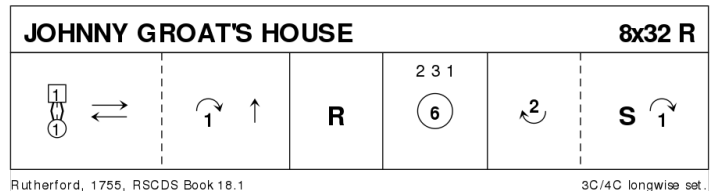


# 27.01.2019

## 65 JOHNNY GROAT'S HOUSE R32 · 3/4L

David Rutherford: RSCDS XVIII 1 · Crib: E-cribs · Diagram: Keith Rose's Diagrams

- 1- 1c (BHJ) slip down the middle and back ; cast off one (2c up) and join BH
- 9- 1c repeat with 3c, finish in 3pl
- 17- 2c+3c+1c circle6 and back
- 25- 1c lead up to top ; set | cast off to 2pl (3c down)

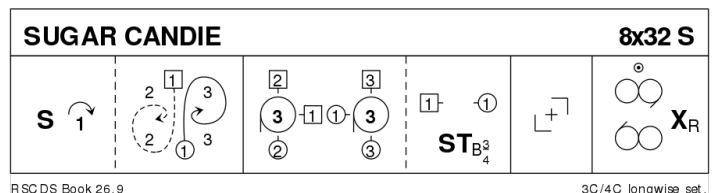


Note: against tradition and the original text the 2006 Manual tells 2c+3c to step down on [27-28], and 2c to step up on [30-31]. Serious protest has been voiced.

## 66 SUGAR CANDIE S32 · 3/4L

RSCDS XXVI 9 · Crib: E-cribs · Diagram: Keith Rose's Diagrams

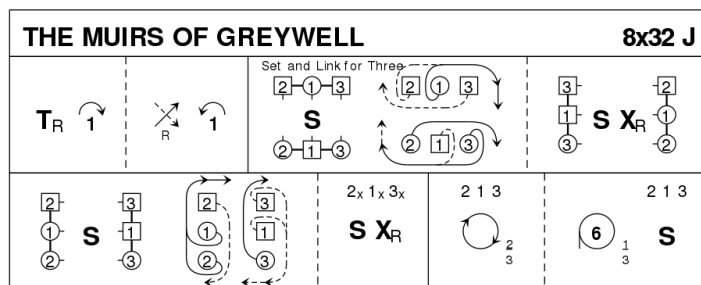
- 1- 1c set | cast off (2c up), pass Lsh and cast R round 1cnr, to finish BtoB in the centre, M facing down, W up
- 9- 1W+2c & 1M+3c circle3, at end 1c swivels R to face P ; 1c set, turn 3/4 BH to face 1cnrs (open out with 1M using RH to assist P)
- 17- Turn CPCP
- 25- Reels3{6} with corners, Lsh to 1cnr, 1c cross RH to (2,1,3)



## 67 THE MUIRS OF GREYWELL J32 · 3/4L

Ann Dix: Reel Friends Book 2 · Crib: E-cribs · Diagram: Keith Rose's Diagrams

- 1-- 1c turn RH | cast (2c up) ; cross down RH | cast to 2plx (2,1,3)
- 9-- S&Link3 ; all set | cross RH
- 17-- S&Link3 ; all set | cross RH finishing facing out (2,1,3)
- 25-- All chase clw ; Circle6 (to 2,1,3) | all set



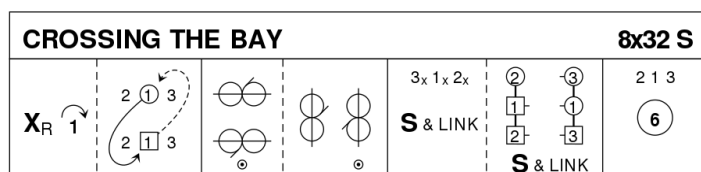
Ann Dix, 1994, Reel Friends 2

3C/4C longwise set.

## 68 CROSSING THE BAY S32 · 3/4L

Derek Haynes: Carnforth Collection of SC Dances 5 · Crib: E-cribs · Diagram: Keith Rose's Diagrams

- 1- 1c cross RH | cast (2c up) ; 1c 1/2 Fig8 to R (W down, M up) (2,1,3)
- 9- Opposing 1/2 Reels3 on sides (1c starts in & R, i.e. Rsh to 4cnr), 2c+3c finish with loop ; opposing 1/2 Reels3 across (1c Lsh to 1cnr position) (3x,1x,2x)
- 17- S&Link3 ; repeat (2,1,3)
- 25- All circle6 and back.



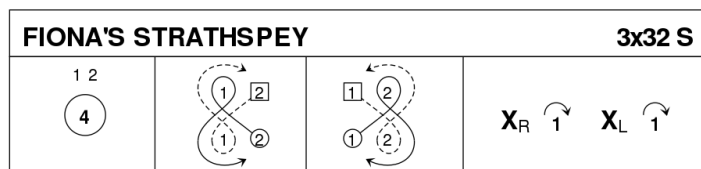
Derek Haynes, Carnforth Collection 5

3C/4C longwise set.

## 69 FIONA'S STRATHSPEY S32 · 3/3L

Marilyn Watson: Stepping Out Part 1 - Basic SCDs for beginners · Crib: MiniCribs · Diagram: Keith Rose's Diagrams

- 1-8 1s+2s circle 4H round & back
- 9-16 2s dance Fig of 8 round 1s
- 17-24 1s dance Fig of 8 round 2s
- 25-32 1s cross RH, cast 1 place, cross LH & cast to bottom



Marilyn Watson, 1997, Stepping Out 1

3C/3C longwise set.

## 70 FIGURE IT OUT R32 · 3/3L

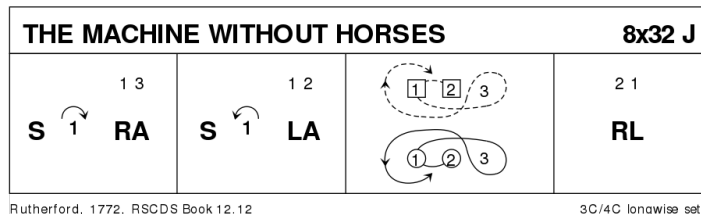
Roy Goldring: Graded and Social Dances 3 - 16 Dances · Crib: MiniCribs

- 1-8 1s dance 1/2 Fig of 8 round 2s, 1M+2L turn LH 1.1/4 times **while** 1L+2M turn RH 1.1/4 times
- 9-16 1s in prom hold dance reel of 3 across with 2s (RSh to 2M to start) & 1s end in middle facing down
- 17-24 1M dances LH & RH across with 2L+3L **while** 1L dances RH & LH across with 2M+3M 1s & 3s ending in middle facing up
- 25-32 1s followed by 3s dance up & cast to 3rd/2nd places & 1s dance 1/2 Fig of 8 round 3s

## 71 THE MACHINE WITHOUT HORSES J32 · 3/4L

David Rutherford: RSCDS XII 12 · Crib: E-cribs · Diagram: Keith Rose's Diagrams

- 1- 1c set | cast off (2c up) ; 1c+3c RHA
- 9- 1c set | cast up (2c down) ; 1c+2c LHA
- 17- 1c followed by 2c dance between 3c, cast up round them, dance up, 1c cast off to 2pl, **while** 2c dance into 1pl (no loops)
- 25- 2c+1c R&L

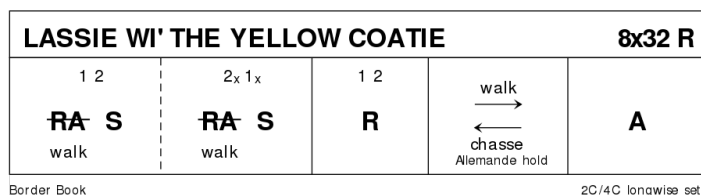


### 06.02.2019

## 72 THE LASSIE WI' THE YELLOW COATIE R32 · 2/4L

Border Dance Book · Crib: MiniCribs · Diagram: Keith Rose's Diagrams

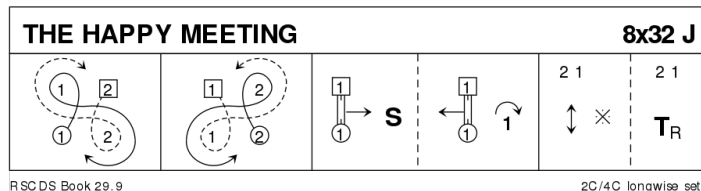
- 1-8 1s+2s walk RH across 1/2 way, set, walk RH across 1/2 way & set
- 9-16 1s+2s repeat above Fig
- 17-24 1s lead (walk) down to bottom & chasse back to top in allemande hold
- 25-32 1s+2s dance Allemande



## 73 THE HAPPY MEETING J32 · 2/4L

RSCDS XXIX 9 · Crib: E-cribs · Diagram: Keith Rose's Diagrams

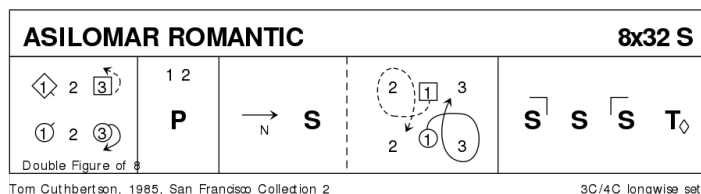
- 1- 1M+2W cross and dance  $\frac{3}{4}$  Lsh round P, pass down/up Rsh, cast R round standing M/W to places
- 9- 1W+2M repeat (other shoulders)
- 17- 1c slip down the middle | set (1M starts L foot) ; slip to top | cast off (2c up)
- 25- 2c+1c A&R (all clap) ; turn P RH



## 74 ASILOMAR ROMANTIC S32 · 3/4L

Tom Cuthbertson: San Francisco Collection Volume 2 · Crib: E-cribs · Diagram: Keith Rose's Diagrams

- 1- 1c+3c DblFig8 round 2c, to begin 1c crosses down, 3c casts up
- 9- 1c+2c Pousette
- 17- 1c dance in and down one and face P (2c up) | set ; dance Rsh round 4cnr to face 1cnr
- 25- SetH&G (to 2,1,3)

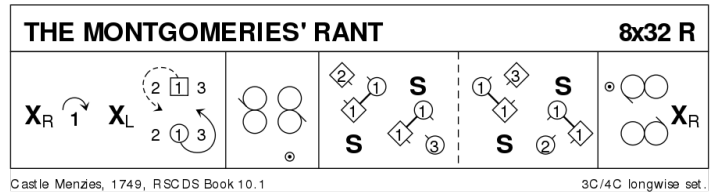


## 75 THE MONTGOMERIES' RANT

R32 · 3/4L

Castle Menzies (18C): RSCDS X 1 · Crib: E-cribs · Diagram: Keith Rose's Diagrams

- 1- 1c cross RH | cast off (2c up) ; cross LH | cast L (W up, M down)
- 9- 2c+1W & 1M+3c Rsh Reels3 across
- 17- 1c NHJ set to 2W (swivel ½ inwards), set to 3M (veer L together), set to 3W (swivel ½ inwards), set to 2M (and face own 2cnr)
- 25- Reels3{6} on the sides, Rsh to 2cnr | 1c cross RH to 2pl



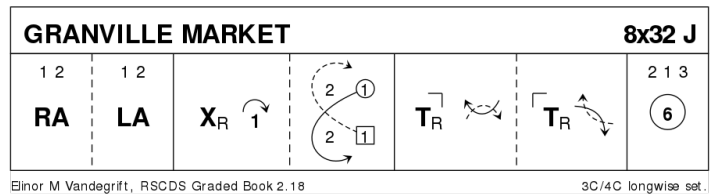
13.02.2019

## 76 GRANVILLE MARKET

J32 · 3/4L

Elinor M Vandegrift: A Second Book of Graded Scottish Country Dances · Crib: E-cribs · Diagram: Keith Rose's Diagrams

- 1- 1c+2c RHA, LHA
- 9- 1c cross RH | cast (2c up) ; ½ Fig8 up to face 1cnr
- 17- 1c turn 1cnr RH | pass Rsh ; turn 2cnr RH | pass Rsh to (2,1,3)
- 25- Circle6 and back

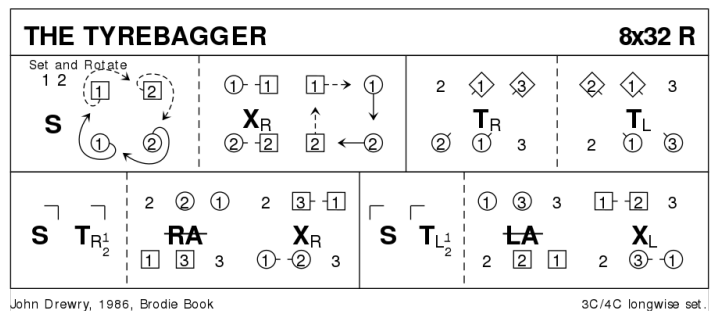


## 77 THE TYREBAGGER

R32 · 3/4L

John Drewry: The Brodie Book · Crib: MiniCribs · Diagram: Keith Rose's Diagrams

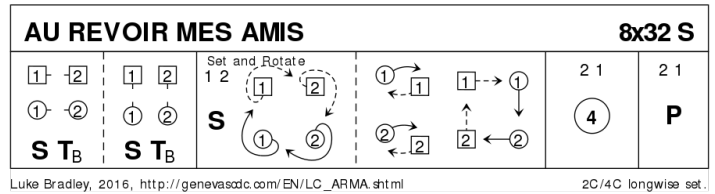
- 1-8 1s+2s Set & Rotate :  
Set, rotate singly & dance on 1 place clockwise, change places RH on sides & dance on 1 place to own sides (1s in 2nd pl)
- 9-16 1s turn 1st corner RH & return to 2nd place, 1s turn 2nd corner LH & return to 2nd place
- 17-24 1s set to 1st corner, turn RH 1/2 way & dance RH across with 1st corners 1/2 way back to own sides, 1M+2M also 1L+3L change places on sides
- 25-32 1s repeat with 2nd corners & dance LH across 1/2 way to own sides, 1L+2L also 3M+1M changing places on sides. 2 1 3



## 78 AU REVOIR MES AMIS S32 · 2/4L

Luke Bradley · Crib: E-cribs · Diagram: Keith Rose's Diagrams

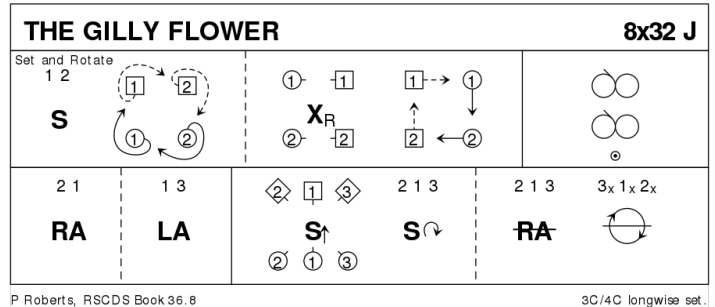
- 1-- 1c set to 2c | turn opposite BH ; All set to P | turn P BH and face in diagonally
- 9-- Set and rotate (no hands) (2,1)
- 17-- Circle4 and back
- 25-- Poussette (2,1)



## 79 THE GILLY FLOWER J32 · 3/4L

P Roberts: RSCDS XXXVI 8 · Crib: E-cribs · Diagram: Keith Rose's Diagrams

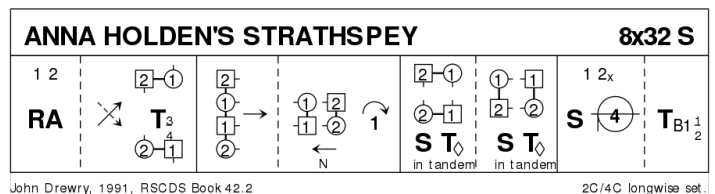
- 1-- 1c+2c Set&Rotate (set | cast 1 place clw in square ; change place RH with P | chase 1 place clw) (2,1,3)
- 9-- Parallel Reels3 on own sides (1c Lsh to 3c), 2W & 1M face out into
- 17-- 2c+1c RHA (to sidelines) ; 1c+3c LHA
- 25-- All set advancing into a small circle (no hands) | set swiveling R  $\frac{3}{4}$  ;  $\frac{1}{2}$  RHA (6 hands) into chase to (2,1,3).



## 80 ANNA HOLDEN'S STRATHSPEY S32 · 2/4L

John Drewry: RSCDS XLII 2 · Crib: E-cribs · Diagram: Keith Rose's Diagrams

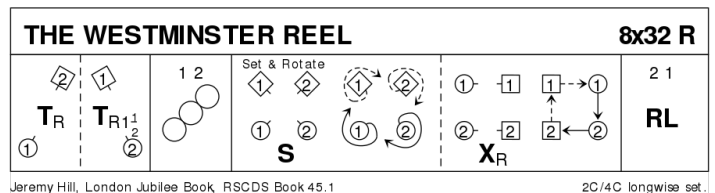
- 1-- 1c+2c RHA (2c face out) ; 1c cross down, **while**{2} 2c cast up | 1M+2W & 2M+1W Turn  $\frac{3}{4}$  easy hand to line4 across facing down (1c between 2c)
- 9-- All dance down, on [12] 1c turns in and 2c meets, all NHJ ; 1c+2c dance up | 1c cast off to 2plx, **while**{2} 2c dance to 1pl (loop is usual)
- 17-- All set | »petronella in tandem« ; repeat (to 1,2x)
- 25-- All set |  $\frac{1}{2}$  Circle4 Left ; 1c turn BH  $1\frac{1}{2}$  to 2pl.



## 81 THE WESTMINSTER REEL R32 · 2/4L

Jeremy Hill: RSCDS XLV 1 · Crib: E-cribs · Diagram: Keith Rose's Diagrams

- 1-- 1M+2W turn RH to places ; 1W+2M turn RH  $1\frac{1}{2}$  to face P for
- 9-- 1c+2c Rsh diagonal Reel4, all ending in own places
- 17-- 1c+2c Set&Rotate (set diagonally | cast 1 place clw ; change RH with P | chase 1 place clw)
- 25-- 2c+1c R&L



note the difference: the standard Set&Rotate starts with set to P

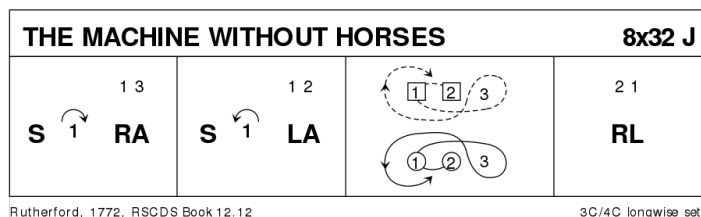


## 82 THE MACHINE WITHOUT HORSES

J32 · 3/4L

David Rutherford: RSCDS XII 12 · Crib: E-cribs · Diagram: Keith Rose's Diagrams

- 1- 1c set | cast off (2c up) ; 1c+3c RHA
- 9- 1c set | cast up (2c down) ; 1c+2c LHA
- 17- 1c followed by 2c dance between 3c, cast up round them, dance up, 1c cast off to 2pl, **while** 2c dance into 1pl (no loops)
- 25- 2c+1c R&L



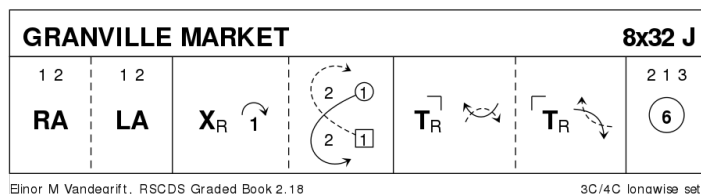
20.02.2019

## 83 GRANVILLE MARKET

J32 · 3/4L

Elinor M Vandegrift: A Second Book of Graded Scottish Country Dances · Crib: E-cribs · Diagram: Keith Rose's Diagrams

- 1- 1c+2c RHA, LHA
- 9- 1c cross RH | cast (2c up) ; ½ Fig8 up to face 1cnr
- 17- 1c turn 1cnr RH | pass Rsh ; turn 2cnr RH | pass Rsh to (2,1,3)
- 25- Circle6 and back

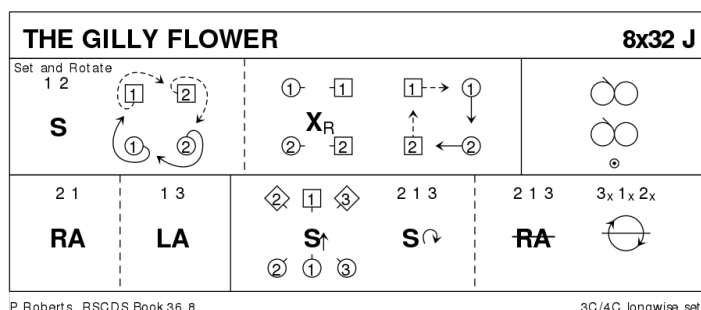


## 84 THE GILLY FLOWER

J32 · 3/4L

P Roberts: RSCDS XXXVI 8 · Crib: E-cribs · Diagram: Keith Rose's Diagrams

- 1- 1c+2c Set&Rotate (set | cast 1 place clw in square ; change place RH with P | chase 1 place clw) (2,1,3)
- 9- Parallel Reels3 on own sides (1c Lsh to 3c), 2W & 1M face out into
- 17- 2c+1c RHA (to sidelines) ; 1c+3c LHA
- 25- All set advancing into a small circle (no hands) | set swiveling R ¾ ; ½ RHA (6 hands) into chase to (2,1,3).

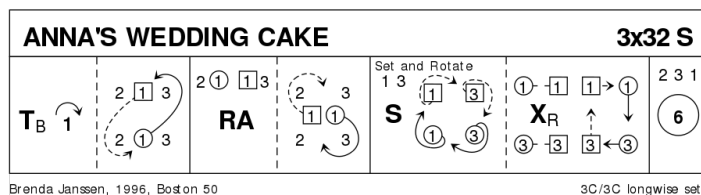


## 85 ANNA'S WEDDING CAKE

S32 · 3/3L

Brenda Janssen: Celebrate Fifty Years of Dancing with the Boston Branch · Crib: E-cribs · Diagram: Keith Rose's Diagrams

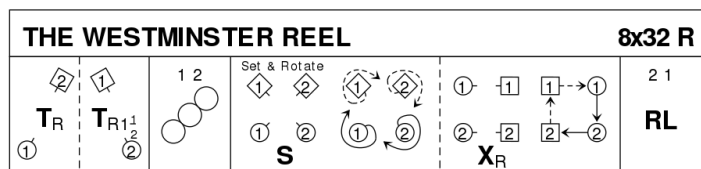
- 1- 1c turn BH, cast off one (2c up) ; ½ Fig8 R (M down, W up) (2,1x,3)
- 9- Teapots R (2c+1M & 1W+3c RHA) (2,1x,3) ; 1c ½ Fig8 L (M down, W up) (2,1,3)
- 17- 1c+3c Set&Rotate (set to P | cast 1 place clw ; change place RH with P | chase 1 place clw)
- 25- 2c+3c+1c circle6 and back



## 86 THE WESTMINSTER REEL R32 · 2/4L

Jeremy Hill: RSCDS XLV 1 · Crib: E-cribs · Diagram: Keith Rose's Diagrams

- 1-- 1M+2W turn RH to places ; 1W+2M turn RH 1½ to face P for
- 9-- 1c+2c Rsh diagonal Reel4, all ending in own places
- 17-- 1c+2c Set&Rotate (set diagonally | cast 1 place clw ; change RH with P | chase 1 place clw)
- 25-- 2c+1c R&L



Jeremy Hill, London Jubilee Book RSCDS Book 45.1

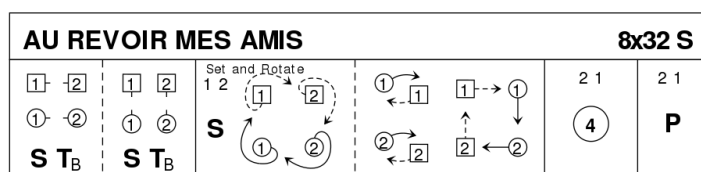
2C/4C longwise set.

note the difference: the standard Set&Rotate starts with set to P

## 87 AU REVOIR MES AMIS S32 · 2/4L

Luke Bradley · Crib: E-cribs · Diagram: Keith Rose's Diagrams

- 1-- 1c set to 2c | turn opposite BH ; All set to P | turn P BH and face in diagonally
- 9-- Set and rotate (no hands) (2,1)
- 17-- Circle4 and back
- 25-- Poussette (2,1)



Luke Bradley, 2016, [http://genevasodc.com/EN/LC\\_ARMA.shtml](http://genevasodc.com/EN/LC_ARMA.shtml)

2C/4C longwise set.

## 88 CAPTAIN HENDERSON'S HORNPIPE R32 · 3/3L

John McLennan: Hunter Valley Book of Dances · Crib: MiniCribs

- 1-8 2s LSh reels of 3 across (Lady with 2s & Man with 3s)
- 9-16 2s reel of 3 on sides giving LSh to person on their Left
- 17-24 1s+2s 1/2 R&L, 1s+3s 1/2 R&L
- 25-32 1s turn RH **while** 2s & 3s cross RH & all circle 6H round to Left

## 89 FIGURE IT OUT R32 · 3/3L

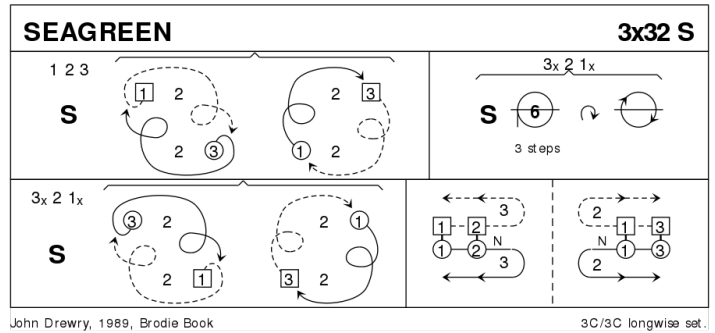
Roy Goldring: Graded and Social Dances 3 - 16 Dances · Crib: MiniCribs

- 1-8 1s dance 1/2 Fig of 8 round 2s, 1M+2L turn LH 1.1/4 times **while** 1L+2M turn RH 1.1/4 times
- 9-16 1s in prom hold dance reel of 3 across with 2s (RSh to 2M to start) & 1s end in middle facing down
- 17-24 1M dances LH & RH across with 2L+3L **while** 1L dances RH & LH across with 2M+3M 1s & 3s ending in middle facing up
- 25-32 1s followed by 3s dance up & cast to 3rd/2nd places & 1s dance 1/2 Fig of 8 round 3s

## 90 SEAGREEN S32 · 3/3L

John Drewry: *The Brodie Book* · Crib: *E-cribs* · Diagram: *Keith Rose's Diagrams*

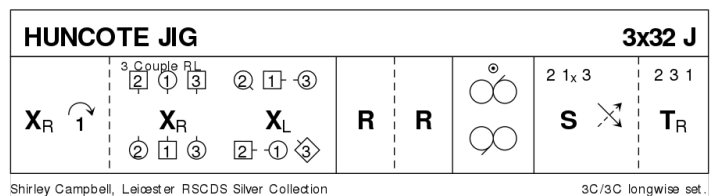
- 1- 1c+2c+3c set | {1M+3W petronella-turn to finish BtoB between 2c with 1M facing up and 3W facing down ; dance through P's place | cast R to exchanged places} **while**{6} {1W+3M cast clw to other end ; petronella to finish BtoB with 3M facing up and 1W facing down | both dance out to exchanged places (3x,2,1x)
- 9- All set, circle6 L. On [14], all drop hands, dance into the centre pulling Rsh back to face out, and dance clw to starting places (3x,2,1x)
- 17- 3c+2c+1c repeat figure [1-8] to (1,2,3)
- 25- 2c followed by 1c dance down NHJ between 3c and cast up to 1pl / 2pl ; 1c with 3c following dance up NHJ between 2c and cast off to 3pl / 2pl (to 2,3,1)



## 91 HUNCOTE JIG J32 · 3/3L

Shirley Campbell: *The Silver Collection [Leicester 2002]* · Crib: *MiniCribs* · Diagram: *Keith Rose's Diagrams*

- 1-4 1s cross RH & cast to 2nd places
- 5-16 2s+1s+3s dance 3 couple R&L 2(1)3
- 17-24 1s dance reel of 3 on sides, (1L RSh to 3M, 1M RSh to 2L)
- 25-32 All set & 1s cross down to 3rd place **while** 3s dance up to 2nd place. All turn partners RH 2 3 1

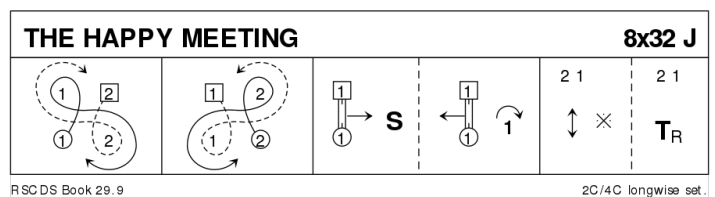


# 27.02.2019

## 92 THE HAPPY MEETING J32 · 2/4L

RSCDS XXIX 9 · Crib: *E-cribs* · Diagram: *Keith Rose's Diagrams*

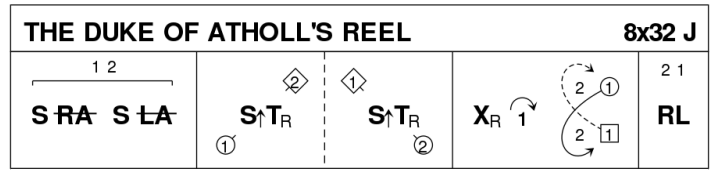
- 1- 1M+2W cross and dance  $\frac{3}{4}$  Lsh round P, pass down/up Rsh, cast R round standing M/W to places
- 9- 1W+2M repeat (other shoulders)
- 17- 1c slip down the middle | set (1M starts L foot) ; slip to top | cast off (2c up)
- 25- 2c+1c A&R (all clap) ; turn P RH



## 93 THE DUKE OF ATHOLL'S REEL J32 · 2/4L

*Skillern: RSCDS XVI 3 · Crib: E-cribs · Diagram: Keith Rose's Diagrams*

- 1- 1c+2c set, ½ RHA ; set, ½ LHA
- 9- 1M+2W set advancing, turn RH ;  
1W+2M repeat
- 17- 1c cross RH, cast off (2c up) ; ½ Fig8  
up round 2c
- 25- 2c+1c R&L.



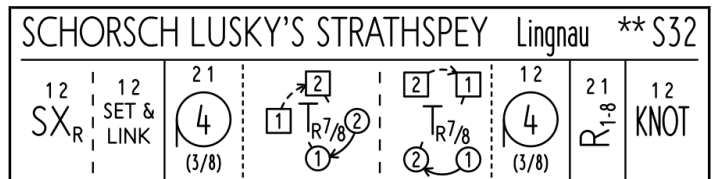
Skillern, 1776, RSCDS Book 16.3

2C/4C longwise set.

## 94 SCHORSCH LUSKY'S STRATHSPEY S32 · 2/4L

*Anselm Lingnau · Crib: SCDDDB Contributed Cribs & Diagrams · Diagram: SCDDDB Contributed Cribs & Diagrams*

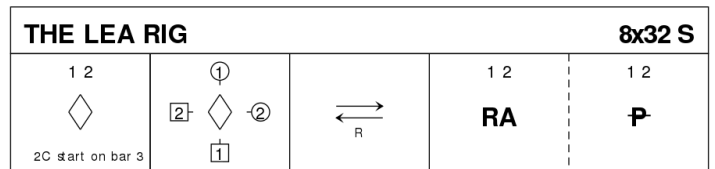
- 1-8 1C+2C set ; cross R | set & link
- 9-16 2C+1C dance »4 hands round  
w/crossing turns«: 2C+1C circle L ;  
1M+2W turn R *while* 1W+2M chase  
cw ; 1M+2W chase cw *while* 1W+2M  
turn R ; 2C+1C circle L [fin w/nearer  
H joined, 2C facing down, 1C up]
- 17-24 2C+1C set ; cross R w/facing person | set & link [1C facing down, 2C up, fin in own sidelines]
- 25-32 1C+2C Knot



## 95 THE LEA RIG S32 · 2/4L

*RSCDS XXI 5 · Crib: E-cribs · Diagram: Keith Rose's Diagrams*

- 1-16 1c+2c full Petronella (2c step up on  
[1-2] and join in, one place behind 1c.  
On [15-16] 2c petronella to 2pl).
- 17- 1c lead down the middle and up
- 25- 1c+2c RHA, end on diagonal ;  
½Poussette.



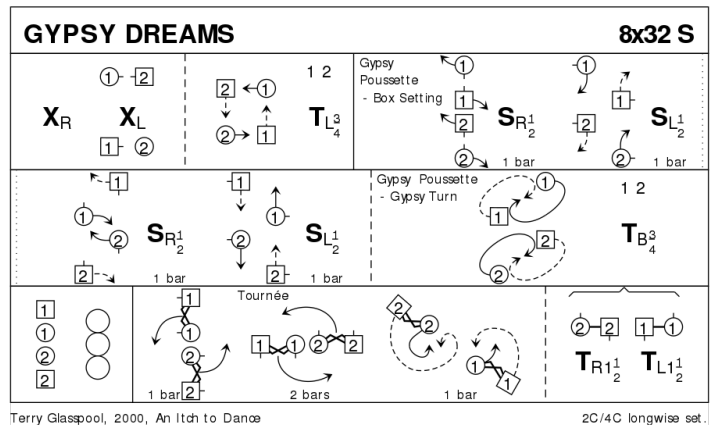
RSCDS Book 21.5

2C/4C longwise set.

## 96 GYPSY DREAMS S32 · 2/4L

Terry Glasspool: *An Itch to Dance* · Crib: *E-cribs* · Diagram: *Keith Rose's Diagrams*

- 1- 1c cross RH and face down | 1c+2c ½ LH turn on the sides ; all chase cclw one place | all turn P ¾ LH into a line across (W BtoB)
- 9- Gypsy Pousette, as follows.
- 9-12 (Box setting) All set R and swivel R ¼ »on the hop« to face away from P, all set L and swivel R ¼. to face in | all set R (M passing BtoB) and swivel R ¼, all set L and do not swivel. Partners finish facing away from each other but are not lined up BtoB.
- 13-16 (Gypsy turn) All starting to their own R, dance around P halfway and melt into turn ¾ BH to finish facing P in a line across, M in the middle.
- 17- Reel4 across the dance. On [24] the M dance ¼ around each other, Lsh to Lsh, **while{}** the W extend the loops to join P in promhold, all forming a line across, 1c facing up, 2c down.
- 25- [25] 1c+2c Promenade ¼ around each other (M staying Lsh to Lsh), into the last 7 bars of the Tournée.

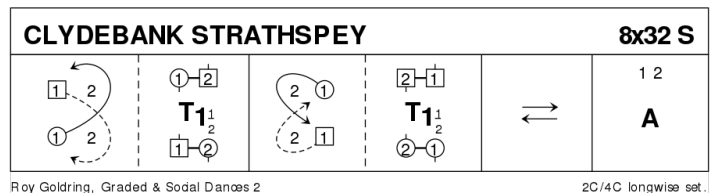


Notes: In [9-12] each C follows the edges of a square:  
 Music: A smooth strathspey for example: »Birks of Invermay« by Tersipchore

## 97 CLYDEBANK STRATHSPEY S32 · 2/4L

Roy Goldring: *Graded and Social Dances 2 - 23 Dances* · Crib: *E-cribs* · Diagram: *Keith Rose's Diagrams*

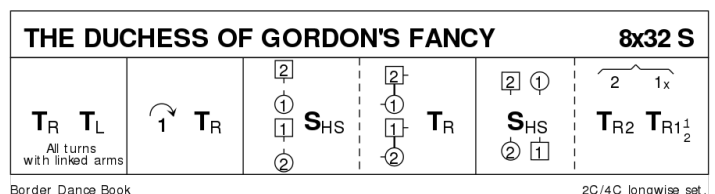
- 1- 1c cross down into ½ Fig8 and face in ; on sideline turn EH 1½ (2,1x)
- 9- 1c cast up into into ½ Fig8 and face out ; on sideline turn EH 1½ (1,2)
- 17- 1c lead down the middle and up
- 25- 1c+2c Allemande (2,1)



## 98 THE DUCHESS OF GORDON'S FANCY S32 · 2/4L

*Border Dance Book* · Crib: *E-cribs* · Diagram: *Keith Rose's Diagrams*

- 1-- 1c turn RArmsLinked ; repeat LArmsLinked
- 9-- 1c cast off and meet (2c up) ; 1c turn RArmsLinked moving to between 2c, finishing BtoB facing opposite side
- 17-- All set to P H.Schottische ; 1W+2M & 1M+2W turn RArmsLinked to (2,1x)
- 25-- All set to P H.Schottische ; 2c & 1c RArmsLinked turn to (2,1) (2c turn twice)

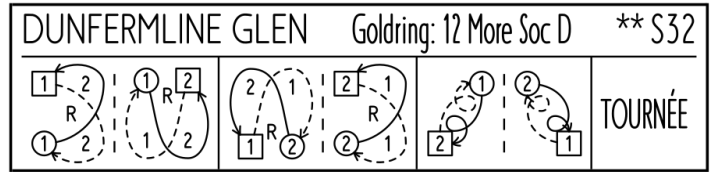


## 99 DUNFERMLINE GLEN S32 · 2/4L

Roy Goldring: 22 Social Dances by Roy Goldring with Music · Crib: E-cribs · Diagram: SCDDDB Contributed Cribs & Diagrams

intended for a 3c set

- 1- 1c lead down, cross and cast to top (1x,2) ; 1M+2W lead between Ps, cross and cast back to W side
- 9- 1W+2M lead between Ps, cross and cast back to M side ; 2c lead down, cross and cast up (2x,1x)
- 17- 1M+2W pass Rsh and curve to face each other | pull back Rsh and dance to original places ; 1W+2M repeat (1,2)
- 25- Tournée (2,1)

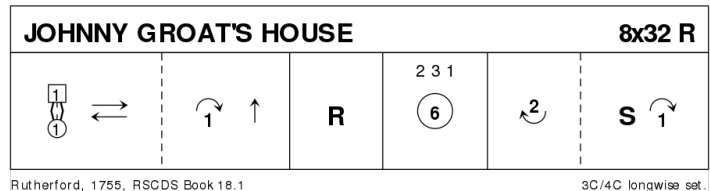


## 13.03.2019

## 100 JOHNNY GROAT'S HOUSE R32 · 3/4L

David Rutherford: RSCDS XVIII 1 · Crib: E-cribs · Diagram: Keith Rose's Diagrams

- 1- 1c (BHJ) slip down the middle and back ; cast off one (2c up) and join BH
- 9- 1c repeat with 3c, finish in 3pl
- 17- 2c+3c+1c circle6 and back
- 25- 1c lead up to top ; set | cast off to 2pl (3c down)

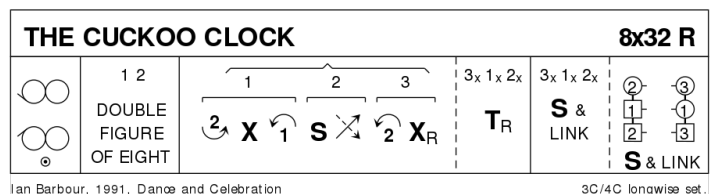


Note: against tradition and the original text the 2006 Manual tells 2c+3c to step down on [27-28], and 2c to step up on [30-31]. Serious protest has been voiced.

## 101 THE CUCKOO CLOCK R32 · 3/4L

Ian Barbour: Repeat Prescription (PDF) · Crib: E-cribs · Diagram: Keith Rose's Diagrams

- 1- 1c+2c+3c mirror Reels3 on the sides (2c start out and up)
- 9- 1c+2c DbIFig8 (1c start crossing down)
- 17- 1c cross down to 3plx & cast up to 2plx **while{4}** 2c set+cross down to 3plx **while{4}** 3c cast up to 1pl and cross ; all turn RH (3x,1x,2x)
- 25- 3c+1c+2c S&Link twice

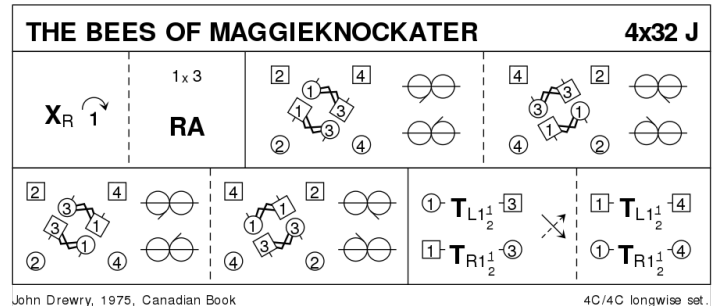


## 102 THE BEES OF MAGGIEKNOCKATER

J32 · 4/4L

John Drewry: *The Canadian Book of Scottish Country Dances* · Crib: *E-cribs* · Diagram: *Keith Rose's Diagrams*

- 1- 1c cross RH | cast off (2c up) ; 1c+3c RHA, finish as pairs 1M+3W & 3M+1W facing out on W/M side in promhold
- 9- Pairs+ 2c+4c Rsh ½Reels3 on sides ; pairs meet & take P in promhold for Lsh ½Reels3 on sides
- 17- Meet and repeat (as pairs Rsh ½Reels3 ; with P Lsh ½Reels3)
- 25- 1c (passing inside) turn 3c 1½ Easy Hand ; 1c cross and passing inside turn 4c EH 1½ (to 2,3,4,1)



## 103 CATHERINE WHEELS

R32 · 4/4L

Black · Crib: *MiniCribs*

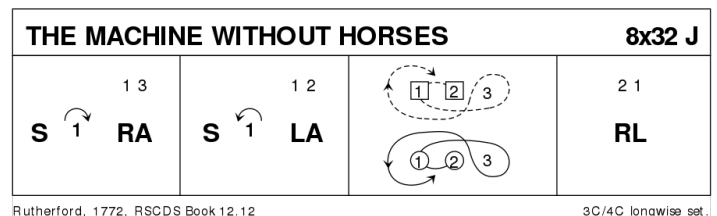
- 1-8 1s & 4s set & petronella turn into centre **while** 2s & 3s step up/down, 1s+2s also 3s+4s dance RH across
- 9-16 1s & 4s set & petronella turn to 2nd/3rd place opposite sides, 1s+4s dance LH across to end facing corners
- 17-24 All set & pass facing person RSh, 2s+3s dance LH across 1/2 way to end facing corners & pass facing person RSh
- 25-32 1s+4s dance LH across, all (on opp sides) set & cross RH. 3 1 4 2

## 104 THE MACHINE WITHOUT HORSES

J32 · 3/4L

David Rutherford: *RSCDS XII 12* · Crib: *E-cribs* · Diagram: *Keith Rose's Diagrams*

- 1- 1c set | cast off (2c up) ; 1c+3c RHA
- 9- 1c set | cast up (2c down) ; 1c+2c LHA
- 17- 1c followed by 2c dance between 3c, cast up round them, dance up, 1c cast off to 2pl, **while** 2c dance into 1pl (no loops)
- 25- 2c+1c R&L

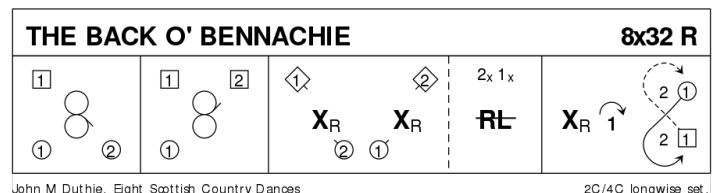


## 105 THE BACK O' BENNACHIE

R32 · 2/4L

John M Duthie: *Eight Scottish Country Dances* · Crib: *E-cribs* · Diagram: *Keith Rose's Diagrams*

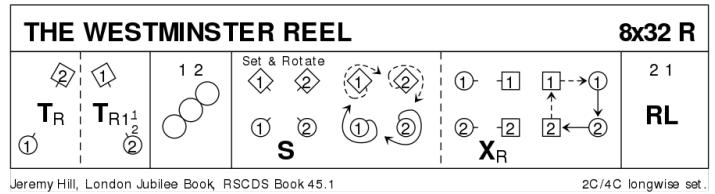
- 1- 1c+2M Reel3 across the dance, 2M starting by giving Rsh to 1W
- 9- 1c+2W Reel3 across the dance, 2W starting by giving Lsh to 1M
- 17- 1W+2M cross RH, 1M+2W cross RH ; 2c+1c dance half R&L
- 25- 1c cross RH, cast one place ; dance ½ Fig8 round 2c



## 106 THE WESTMINSTER REEL R32 · 2/4L

Jeremy Hill: RSCDS XLV 1 · Crib: E-cribs · Diagram: Keith Rose's Diagrams

- 1- 1M+2W turn RH to places ; 1W+2M turn RH 1½ to face P for
- 9- 1c+2c Rsh diagonal Reel4, all ending in own places
- 17- 1c+2c Set&Rotate (set diagonally | cast 1 place clw ; change RH with P | chase 1 place clw)
- 25- 2c+1c R&L



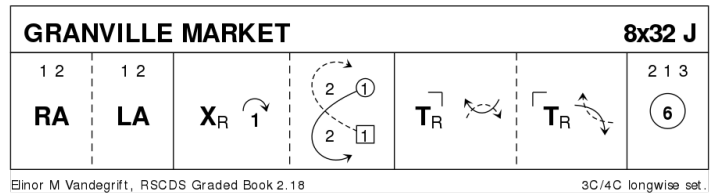
note the difference: the standard Set&Rotate starts with set to P

### 20.03.2019

## 107 GRANVILLE MARKET J32 · 3/4L

Elinor M Vandegrift: A Second Book of Graded Scottish Country Dances · Crib: E-cribs · Diagram: Keith Rose's Diagrams

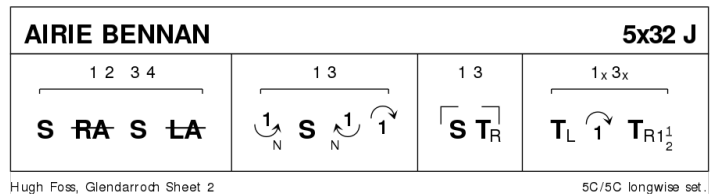
- 1- 1c+2c RHA, LHA
- 9- 1c cross RH | cast (2c up) ; ½ Fig8 up to face 1cnr
- 17- 1c turn 1cnr RH | pass Rsh ; turn 2cnr RH | pass Rsh to (2,1,3)
- 25- Circle6 and back



## 108 AIRIE BENNAN J32 · 5/5L

Hugh Foss: Glendaroch Scottish Dance Sheets · Crib: E-cribs · Diagram: Keith Rose's Diagrams

- 1- 1c+2c & 3c+4c set | ½ RHA ; set | ½ LHA, 1c & 3c finish NHJ facing down
- 9- 1c+3c dance down | set to P ; dance up | cast to face 1cnrs (2c+4c up)
- 17- 1c+3c set to and turn 1cnrs RH ; set to and turn 2cnrs RH
- 25- 1c+3c turn LH | cast off on opposite sides (4c+5c up) ; turn RH 1½ (to 2,4,1,5,3)



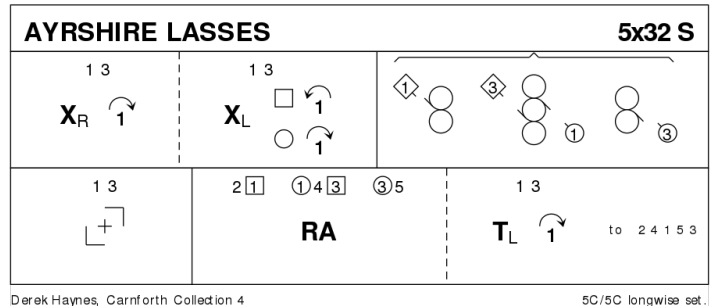


# 109 AYRSHIRE LASSES

S32 · 5/5L

Derek Haynes: Carnforth Collection of SC Dances 4 · Crib: E-cribs · Diagram: Keith Rose's Diagrams

- 1- 1c+3c cross RH, cast off one (2c+4c up) ; cross LH, cast L and finish in the middle, 1M & 3W having passed Lsh
- 9- Reels across: 1M+3W+4c Reel4 **while** {8} 1W+2c & 3M+5c Reels3, start and finish facing 1cnr
- 17- 1c+3c Turn CPCP into
- 25- RHA for: 1W+2c and 1M+4c+3W and 3M+5c ; 1c+3c turn P LH and cast off on own side (4c+5c up) (to 2,4,1,5,3)

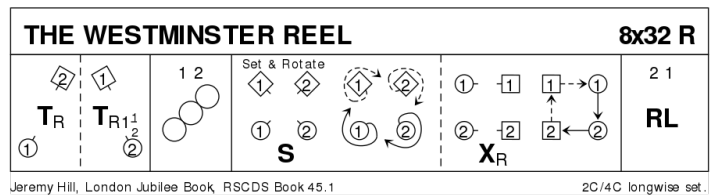


# 110 THE WESTMINSTER REEL

R32 · 2/4L

Jeremy Hill: RSCDS XLV 1 · Crib: E-cribs · Diagram: Keith Rose's Diagrams

- 1- 1M+2W turn RH to places ; 1W+2M turn RH 1½ to face P for
- 9- 1c+2c Rsh diagonal Reel4, all ending in own places
- 17- 1c+2c Set&Rotate (set diagonally | cast 1 place clw ; change RH with P | chase 1 place clw)
- 25- 2c+1c R&L



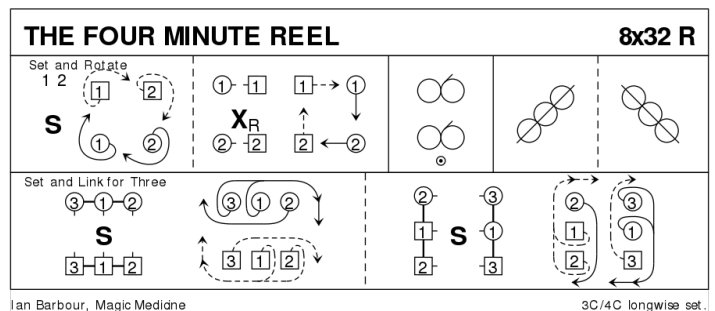
note the difference: the standard Set&Rotate starts with set to P

# 111 THE FOUR MINUTE REEL

R32 · 3/4L

Ian Barbour: Magic Medicine · Crib: E-cribs · Diagram: Keith Rose's Diagrams

- 1- 1c+2c Set&Rotate (set diagonally | cast 1 place clw ; change place RH with P | chase 1 place clw)
- 9- Reels3 on own side, Rsh to 2c, finish facing 1cnr
- 17- ½Reel4 with 1cnrs ; repeat with 2cnrs (to 3x,1x,2x)
- 25- 2c+1c+3c S&Link3 twice (2,1,3)

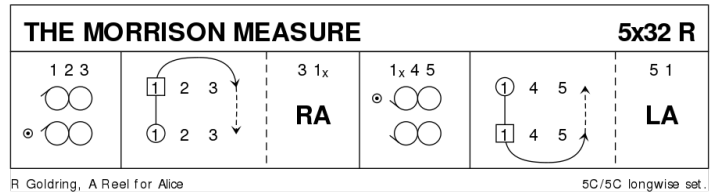


## 112 THE MORRISON MEASURE

R32 · 5/5L

Roy Goldring: *A Reel for Alice and Other Social Dances* · Crib: *E-cribs* · Diagram: *Keith Rose's Diagrams*

- 1- 1c+2c+3c Rsh Reels3 on the sides, 1W finishes facing out
- 9- 1W, 1M following, casts off 2 and crosses (2c+3c up) ; 3c+1c RHA, 1W faces out (2,3,1x,4,5)
- 17- 1c+4c+5c Lsh Reels3 on the sides, 1W finishes facing out
- 25- 1W, 1M following, casts off 2 and crosses (4c+5c up) ; 5c+1c LHA (2,3,4,5,1)

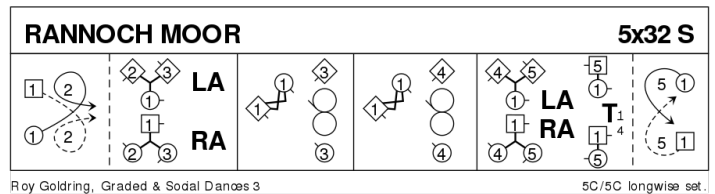


## 113 RANNOCH MOOR

S32 · 5/5L

Roy Goldring: *Graded and Social Dances 3 - 16 Dances* · Crib: *E-cribs* · Diagram: *Keith Rose's Diagrams*

- 1- 1c ½ Fig8 round 2c (2c up on [1-2]) finish NHJ facing down ; 1M+2W+3W LHA **while**{4} 1W+2M+3M RHA
- 9- 1c in promhold +3c RshReel3 across (3c finish in 2pl)
- 17- 1c in promhold +4c RshReel3 across (4c finish in 3pl)
- 25- 1M+4W+5W LHA **while**{4} 1W+4M+5M RHA ; 1c split and cast up into ½ Fig8 round 5c (5c up on [31-32]) (2,3,4,5,1)



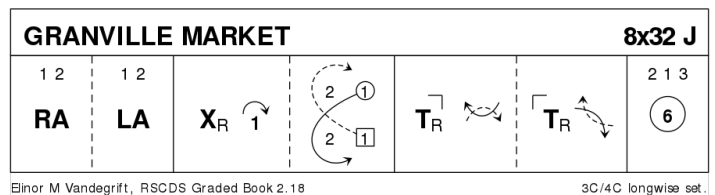
27.03.2019

## 114 GRANVILLE MARKET

J32 · 3/4L

Elinor M Vandegrift: *A Second Book of Graded Scottish Country Dances* · Crib: *E-cribs* · Diagram: *Keith Rose's Diagrams*

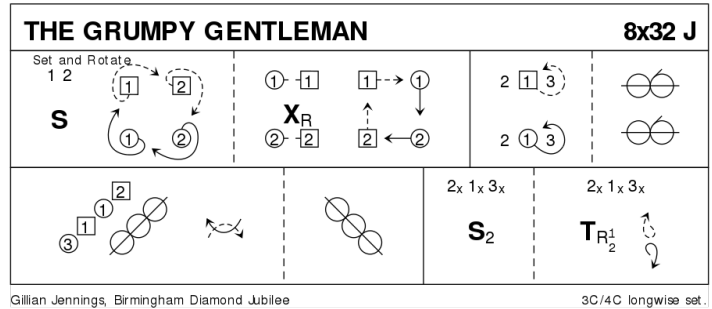
- 1- 1c+2c RHA, LHA
- 9- 1c cross RH | cast (2c up) ; ½ Fig8 up to face 1cnr
- 17- 1c turn 1cnr RH | pass Rsh ; turn 2cnr RH | pass Rsh to (2,1,3)
- 25- Circle6 and back



# 115 THE GRUMPY GENTLEMAN J32 · 3/4L

Gillian Jennings: Birmingham Diamond Jubilee Dance Book - 1946-2006 · Crib: MiniCribbs · Diagram: Keith Rose's Diagrams

- 1-8 1s+2s Set & Rotate :  
Set, rotate singly & dance on 1 place clockwise, change places RH on sides & dance on 1 place to own sides (1s in 2nd pl)
- 9-16 1s dance LSh round 3s & dance 1/2 reel of 3 on sides (RSh to 2s to start) & end facing 1st corners (pstn)
- 17-24 1s dance 1/2 diagonal reel of 4 with 1st corners, pass RSh & dance 1/2 diagonal reel with 2nd corners to end 2nd place opposite sides
- 25-32 All set twice & 1/2 turn partner, twirl & dance out to places



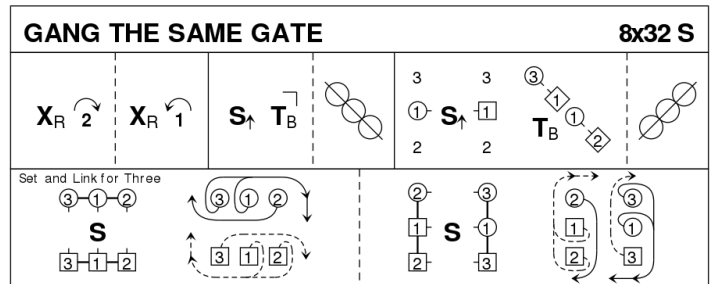
Gillian Jennings, Birmingham Diamond Jubilee

3C/4C longwise set.

# 116 GANG THE SAME GATE S32 · 3/4L

Milton Levy: RSCDS XXXVI 4 · Crib: E-cribs · Diagram: Keith Rose's Diagrams

- 1- 1c cross RH | cast off 2 (2c+3c up) ; 1c cross RH and cast up (3c down) to (2,1,3)
- 9- 1c set passing Lsh | turn 1cnrs BH ; 1/2 Reel4 with 2cnrs, at end 1c curve R to between end cpl (M above facing W below)
- 17- 1c set passing Lsh, turn 4cnr (2cnr persons) BH ; 1/2 Reel4 with 1cnrs, at end curve R to end as (3x,1x,2x)
- 25- All S&Link3 ; repeat (2,1,3)



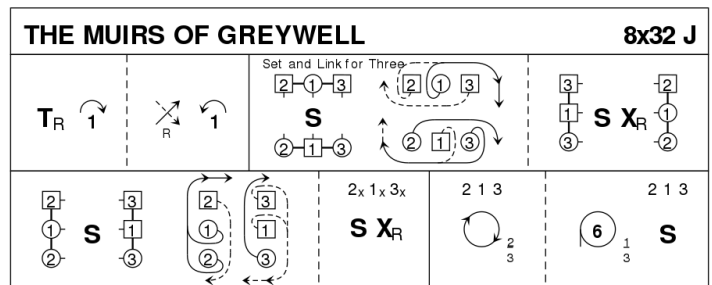
Milton Levy, RSCDS Book 36.4

3C/4C longwise set.

# 117 THE MUIRS OF GREYWELL J32 · 3/4L

Ann Dix: Reel Friends Book 2 · Crib: E-cribs · Diagram: Keith Rose's Diagrams

- 1-- 1c turn RH | cast (2c up) ; cross down RH | cast to 2plx (2,1,3)
- 9-- S&Link3 ; all set | cross RH
- 17-- S&Link3 ; all set | cross RH finishing facing out (2,1,3)
- 25-- All chase clw ; Circle6 (to 2,1,3) | all set



Ann Dix, 1994, Reel Friends 2

3C/4C longwise set.

## 118 FIGURE IT OUT R32 · 3/3L

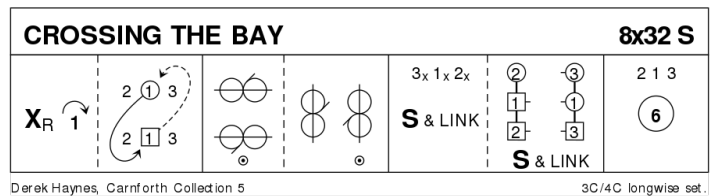
Roy Goldring: Graded and Social Dances 3 - 16 Dances · Crib: MiniCrib

- 1-8 1s dance 1/2 Fig of 8 round 2s, 1M+2L turn LH 1.1/4 times **while** 1L+2M turn RH 1.1/4 times
- 9-16 1s in prom hold dance reel of 3 across with 2s (RSh to 2M to start) & 1s end in middle facing down
- 17-24 1M dances LH & RH across with 2L+3L **while** 1L dances RH & LH across with 2M+3M 1s & 3s ending in middle facing up
- 25-32 1s followed by 3s dance up & cast to 3rd/2nd places & 1s dance 1/2 Fig of 8 round 3s

## 119 CROSSING THE BAY S32 · 3/4L

Derek Haynes: Carnforth Collection of SC Dances 5 · Crib: E-cribs · Diagram: Keith Rose's Diagrams

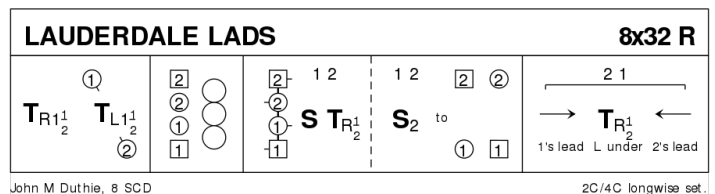
- 1- 1c cross RH | cast (2c up) ; 1c 1/2 Fig8 to R (W down, M up) (2,1,3)
- 9- Opposing 1/2 Reels3 on sides (1c starts in & R, i.e. Rsh to 4cnr), 2c+3c finish with loop ; opposing 1/2 Reels3 across (1c Lsh to 1cnr position) (3x,1x,2x)
- 17- S&Link3 ; repeat (2,1,3)
- 25- All circle6 and back.



## 120 LAUDERDALE LADS R32 · 2/4L

John M Duthie: Eight Scottish Country Dances · Crib: E-cribs · Diagram: Keith Rose's Diagrams

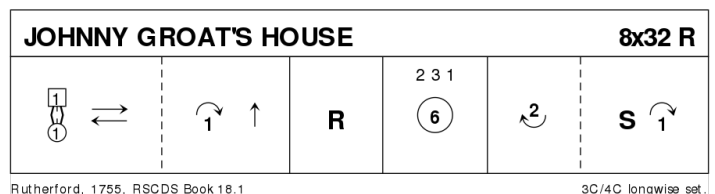
- 1- 1c turn RH 1 1/2 ; 1M+2M turn LH 1 1/2 to finish facing partners
- 9- 1c+2c Rsh Reel4 across, men finish using LH and give RH to partners to end in line of 4 across the dance 1M+2W facing down, others facing up
- 17- All set in line of 4 across and turn P RH 1/2 way round ; set again in lines of 4 across, men set and women move to nearest sideline with setting step to join P
- 25- 1c (from men's side) followed by 2c down the middle, women turn under, 2c+1c up the middle.



## 121 JOHNNY GROAT'S HOUSE R32 · 3/4L

David Rutherford: RSCDS XVIII 1 · Crib: E-cribs · Diagram: Keith Rose's Diagrams

- 1- 1c (BHJ) slip down the middle and back ; cast off one (2c up) and join BH
- 9- 1c repeat with 3c, finish in 3pl
- 17- 2c+3c+1c circle6 and back
- 25- 1c lead up to top ; set | cast off to 2pl (3c down)



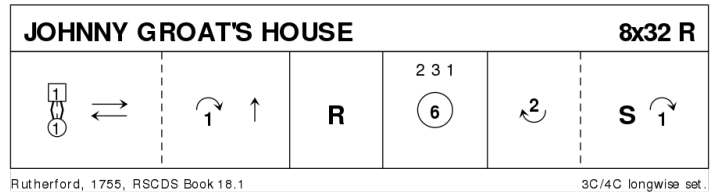
Note: against tradition and the original text the 2006 Manual tells 2c+3c to step down on [27-28], and 2c to step up on [30-31]. Serious protest has been voiced.

**03.04.2019**

## 122 JOHNNY GROAT'S HOUSE R32 · 3/4L

David Rutherford: RSCDS XVIII 1 · Crib: E-cribs · Diagram: Keith Rose's Diagrams

- 1- 1c (BHJ) slip down the middle and back ; cast off one (2c up) and join BH
- 9- 1c repeat with 3c, finish in 3pl
- 17- 2c+3c+1c circle6 and back
- 25- 1c lead up to top ; set | cast off to 2pl (3c down)

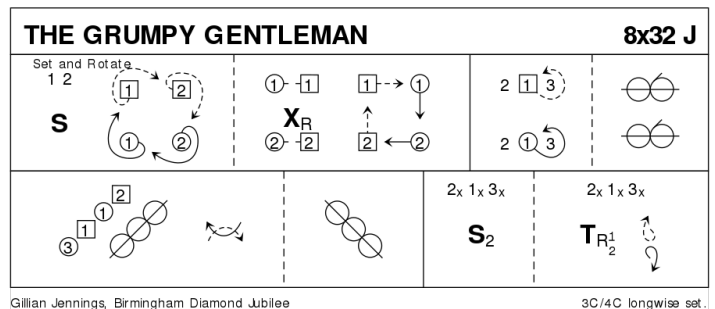


Note: against tradition and the original text the 2006 Manual tells 2c+3c to step down on [27-28], and 2c to step up on [30-31]. Serious protest has been voiced.

## 123 THE GRUMPY GENTLEMAN J32 · 3/4L

Gillian Jennings: Birmingham Diamond Jubilee Dance Book - 1946-2006 · Crib: MiniCribs · Diagram: Keith Rose's Diagrams

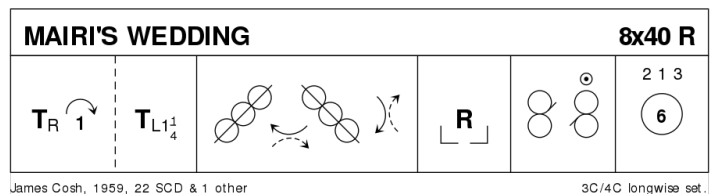
- 1-8 1s+2s Set & Rotate :  
Set, rotate singly & dance on 1 place clockwise, change places RH on sides & dance on 1 place to own sides (1s in 2nd pl)
- 9-16 1s dance LSh round 3s & dance 1/2 reel of 3 on sides (RSh to 2s to start) & end facing 1st corners (psn)
- 17-24 1s dance 1/2 diagonal reel of 4 with 1st corners, pass RSh & dance 1/2 diagonal reel with 2nd corners to end 2nd place opposite sides
- 25-32 All set twice & 1/2 turn partner, twirl & dance out to places



## 124 MAIRI'S WEDDING R40 · 3/4L

James B Cosh: Twenty Two SCD · Crib: E-cribs · Diagram: Keith Rose's Diagrams

- 1- 1c turn RH | cast (2c up) ; turn LH to face 1cnrs
- 9- 1c 1/2 Reel4 with 1cnrs (pass P Lsh) ; Repeat with 2cnrs
- 17- Repeat with 3cnrs (1cnr person) ; Repeat with 4cnrs (2cnr person)
- 25- 1W+2c & 1M+3c Reels3 across, Lsh to 1cnr
- 33- 2c+1c+3c circle6 and back

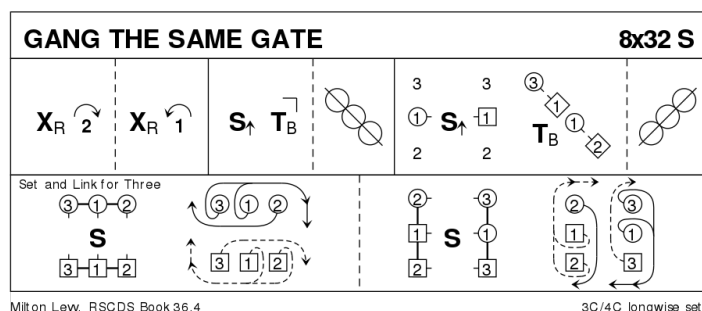


Note: Cosh explicitly tells 1c to pass Lsh in [9-24]; however the Rsh pass is quite common, and nicknamed »Mairi's Divorce«.

## 125 GANG THE SAME GATE S32 · 3/4L

Milton Levy: RSCDS XXXVI 4 · Crib: E-cribs · Diagram: Keith Rose's Diagrams

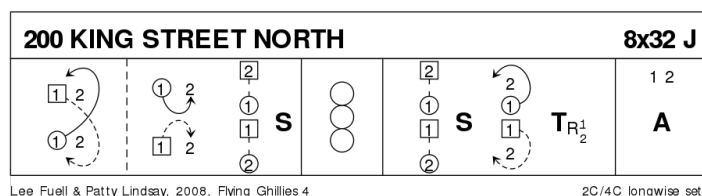
- 1- 1c cross RH | cast off 2 (2c+3c up) ; 1c cross RH and cast up (3c down) to (2,1,3)
- 9- 1c set passing Lsh | turn 1cnrs BH ; ½Reel4 with 2cnrs, at end 1c curve R to between end cpl (M above facing W below)
- 17- 1c set passing Lsh, turn 4cnr (2cnr persons) BH ; ½Reel4 with 1cnrs, at end curve R to end as (3x,1x,2x)
- 25- All S&Link3 ; repeat (2,1,3)



## 126 200 KING STREET NORTH J32 · 2/4L

Lee Fuell & Patricia Lindsay: The Flying Ghillies Collection Vol 4 · Crib: MiniCribs · Diagram: Keith Rose's Diagrams

- 1-8 1s dance 1/2 fig 8 round 2s, 1M dances down to face 2L as 1L dances down to face 2M & all set
- 9-16 1s+2s dance reel of 4 across
- 17-24 1s+2s set & 1s cast up round 2s to 1st place opposite sides, 1s 1/2 turn RH & 2s step in ready for...
- 25-32 1s+2s dance Allemande



## 127 A TOUCH OF DISBLAIR R32 · 2/4L

John Drewry: Stoneywood Collection Volume 2 · Crib: MiniCribs

- 1-8 1M+2L 1/2 turn & twirl to change places, 1L+2M 1/2 turn & twirl to change places
- 9-16 2s+1s dance RH across, turn partners 2H 1.1/2 times to 2s facing down & 1s up
- 17-24 2s+1s circle 4H round & back
- 25-32 1s dance Fig of 8 round 2s

## 128 TWENTY-FOUR SEVEN R32 · 2/4L

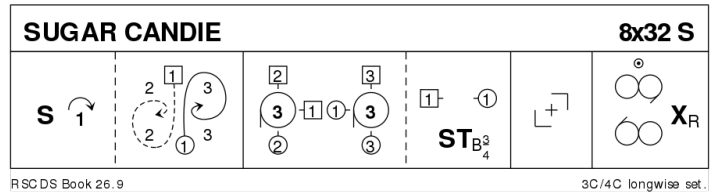
John Drewry: Stoneywood Collection Volume 2 · Crib: MiniCribs

- 1-8 1s dance 1/2 Fig of 8 round 2s **while** 2s set & cross RH, 1s in prom hold dance 1/2 reel of 3 across with 2s giving RSh to 2L (on Men's side)
- 9-16 1s followed by 2s lead down the middle & 2s followed by 1s lead up
- 17-24 2s cast to 2nd place, cross up & 'cast' to 1st place **while** 1s cross up & cast to 2nd places, 2s+1s set & turn 2H to face down/up
- 25-32 2s+1s circle 4H round & back

## 129 SUGAR CANDIE S32 · 3/4L

RSCDS XXVI 9 · Crib: E-cribs · Diagram: Keith Rose's Diagrams

- 1- 1c set | cast off (2c up), pass Lsh and cast R round 1cnr, to finish BtoB in the centre, M facing down, W up
- 9- 1W+2c & 1M+3c circle3, at end 1c swivels R to face P ; 1c set, turn  $\frac{3}{4}$  BH to face 1cnrs (open out with 1M using RH to assist P)
- 17- Turn CPCP
- 25- Reels3{6} with corners, Lsh to 1cnr, 1c cross RH to (2,1,3)

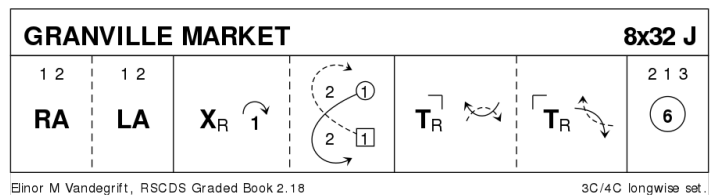


10.04.2019

## 130 GRANVILLE MARKET J32 · 3/4L

Elinor M Vandegrift: A Second Book of Graded Scottish Country Dances · Crib: E-cribs · Diagram: Keith Rose's Diagrams

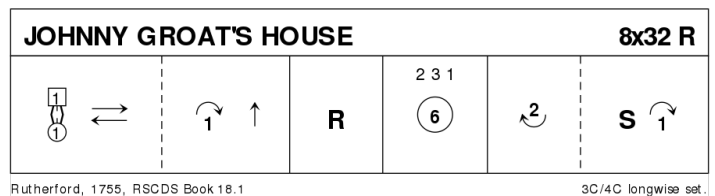
- 1- 1c+2c RHA, LHA
- 9- 1c cross RH | cast (2c up) ;  $\frac{1}{2}$  Fig8 up to face 1cnr
- 17- 1c turn 1cnr RH | pass Rsh ; turn 2cnr RH | pass Rsh to (2,1,3)
- 25- Circle6 and back



## 131 JOHNNY GROAT'S HOUSE R32 · 3/4L

David Rutherford: RSCDS XVIII 1 · Crib: E-cribs · Diagram: Keith Rose's Diagrams

- 1- 1c (BHJ) slip down the middle and back ; cast off one (2c up) and join BH
- 9- 1c repeat with 3c, finish in 3pl
- 17- 2c+3c+1c circle6 and back
- 25- 1c lead up to top ; set | cast off to 2pl (3c down)

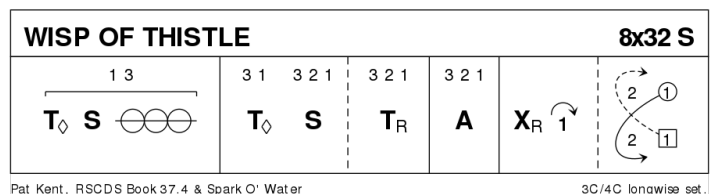


Note: against tradition and the original text the 2006 Manual tells 2c+3c to step down on [27-28], and 2c to step up on [30-31]. Serious protest has been voiced.

## 132 WISP OF THISTLE S32 · 3/4L

Pat Kent: RSCDS XXXVII 4 · Crib: E-cribs · Diagram: Keith Rose's Diagrams

- 1- 1c+3c Petronella to midline | set to P ; 1c+3c  $\frac{1}{2}$ Reel4
- 9- 3c+1c Petronella to own side, 3c+2c+1c set ; all turn P RH into
- 17- 3c+2c+1c Allemande (1,2,3)
- 25- 1c cross RH, cast off one (2c up) ;  $\frac{1}{2}$  Fig8 round 2c (2,1,3)

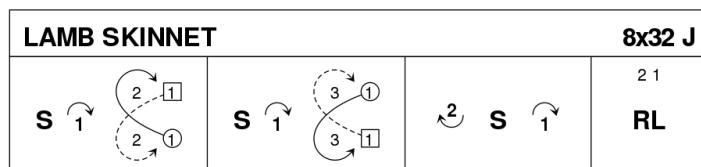


After their second turn, 1c casts to 4pl on [32] as 4c steps up

## 133 LAMB SKINNET J32 · 3/4L

Thompson (18C): RSCDS XIV 12 · Crib: E-cribs · Diagram: Keith Rose's Diagrams

- 1- 1c set, cast off one place (2c up), ½ Fig8 up round 2c (2,1x,3)
- 9- Repeat with 3c (2,3,1)
- 17- 1c lead to above top (in{1}, up{2}, out{1}) ; set to P | cast off (3c down) (2,1,3)
- 25- 2c+1c R&L



Thompson, 1751, RSCDS Book 14.12

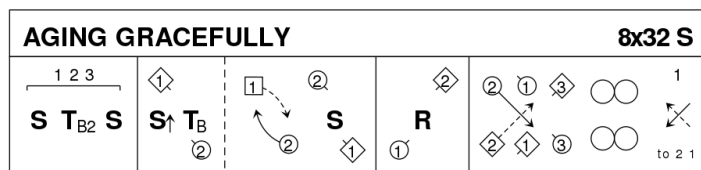
3C/4C longwise set.

If there is lack of space, 2c+3c may step down on [19-20], and 2c step up on [23-24]

## 134 AGING GRACEFULLY S32 · 3/4L

Carlyn Bromann: RSCDS XLVII 4 · Crib: E-cribs · Diagram: Keith Rose's Diagrams

- 1- All set | turn BH twice | set
- 9- 1W+2M set adv. | turn BH ; pass Rsh to exchanged places | set
- 17- 1M+2W repeat (2x,1x,3)
- 25- 2c cross down into Reels3 on sides, 1c start out and up, and cross up at end (2,1,3)



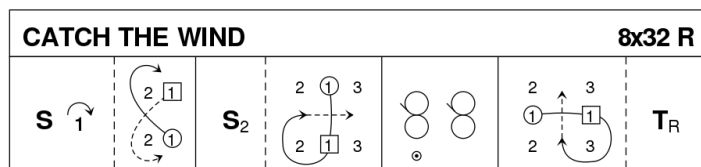
Carlyn Bromann, RSCDS Book 47.4

3C/4C longwise set.

## 135 CATCH THE WIND R32 · 3/4L

Romaine Butterfield: RSCDS XLV 5 · Crib: E-cribs · Diagram: Keith Rose's Diagrams

- 1- 1c set | cast off (2c up) ; ½ Fig8 up (2,1x,3)
- 9- 1c set twice, on [11-12] 1W swivels R to face out ; 1W (1M following) casts R round 2M and down middle to finish 1W between 3c facing 3M, and 1M between 2c facing 2M.
- 17- 1M+2c & 1W+3c Rsh reels3 across
- 25- 1W (1M following) casts R round 3M and cross to 2pl ; 1c turn RH (2,1,3)



Romaine Butterfield, 1983, Island Bay Collection, RSCDS Book 45.5

3C/4C longwise set.

The original tune is a hornpipe

## 136 SMOKE RINGS IN THE NIGHT S32 · 2/4L

Terry Glasspool: Dances from the Seven Year Itch · Crib: MiniCribs

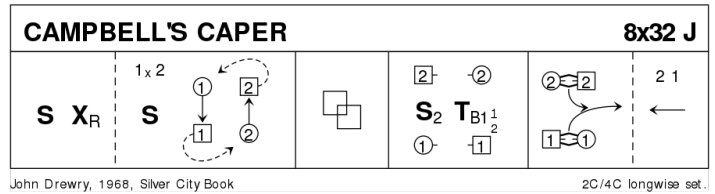
- 1-8 1M+2L turn RH, dance RSh round own partner (to change places) & circle 4H round to left
- 9-16 1s+2s (facing in diagonally) set, dance RH across 1/2 way & Set+Link with partner on sides
- 17-24 1L+2M turn RH, dance RSh round their own original place (to change places) & 2s+1s circle 4H round to left
- 25-32 2s+1s (facing in diagonally) set, dance RH across 1/2 way (end with partner facing the other couple), set & dance LH across 1/2 way



## 137 CAMPBELL'S CAPER J32 · 2/4L

John Drewry: *Silver City Book of SCD · Crib: E-cribs · Diagram: Keith Rose's Diagrams*

- 1- 1c set | cross RH ; 1c+2c set | 1W cast down as 2W cast up as both M cross (1c now on M side)
- 9- L-Chain
- 17- 1c+2c set to P (up/dn) twice ; Turn RH 1½
- 25- 1c followed by 2c (curve in from sideline) slip down the middle ; and back to (2,1)

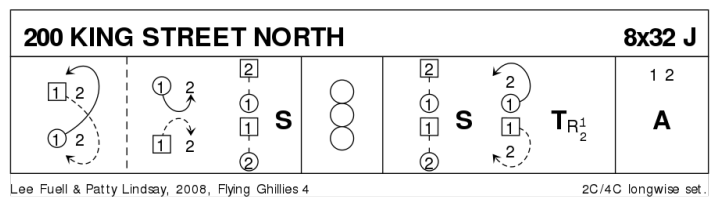


08.05.2019

## 138 200 KING STREET NORTH J32 · 2/4L

Lee Fuell & Patricia Lindsay: *The Flying Ghillies Collection Vol 4 · Crib: MiniCribs · Diagram: Keith Rose's Diagrams*

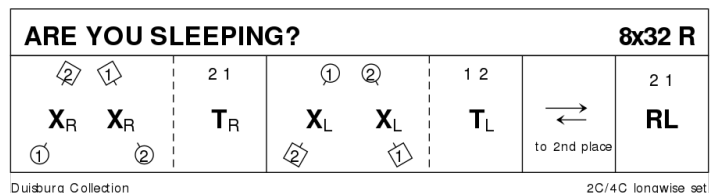
- 1-8 1s dance 1/2 fig 8 round 2s, 1M dances down to face 2L as 1L dances down to face 2M & all set
- 9-16 1s+2s dance reel of 4 across
- 17-24 1s+2s set & 1s cast up round 2s to 1st place opposite sides, 1s 1/2 turn RH & 2s step in ready for...
- 25-32 1s+2s dance Allemande



## 139 ARE YOU SLEEPING? R32 · 2/4L

The Duisburg Collection · Crib: E-cribs · Diagram: Keith Rose's Diagrams

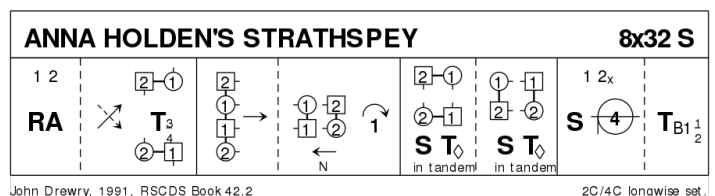
- 1- 1M+2W cross RH, 1W+2M cross RH ; 2c+1c turn RH
- 9- 1M+2W cross LH, 1W+2M cross LH ; 1c+2c turn LH
- 17- 1c down the middle (2c up) ; and up to 2pl
- 25- 2c+1c R&L



## 140 ANNA HOLDEN'S STRATHSPEY S32 · 2/4L

John Drewry: *RSCDS XLII 2 · Crib: E-cribs · Diagram: Keith Rose's Diagrams*

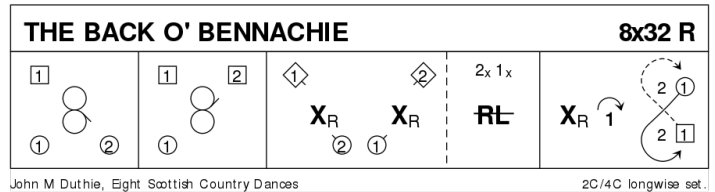
- 1- 1c+2c RHA (2c face out) ; 1c cross down, **while**{2} 2c cast up | 1M+2W & 2M+1W Turn ¾ easy hand to line4 across facing down (1c between 2c)
- 9- All dance down, on [12] 1c turns in and 2c meets, all NHJ ; 1c+2c dance up | 1c cast off to 2plx, **while**{2} 2c dance to 1pl (loop is usual)
- 17- All set | »petronella in tandem« ; repeat (to 1,2x)
- 25- All set | ½ Circle4 Left ; 1c turn BH 1½ to 2pl.



## 141 THE BACK O' BENNACHIE R32 · 2/4L

John M Duthie: *Eight Scottish Country Dances* · Crib: *E-cribs* · Diagram: *Keith Rose's Diagrams*

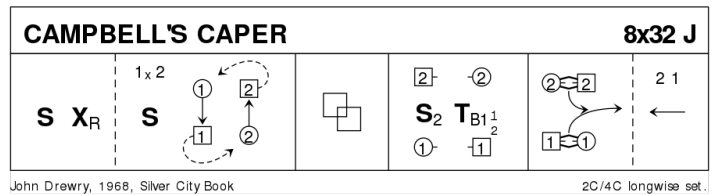
- 1- 1c+2M Reel3 across the dance, 2M starting by giving Rsh to 1W
- 9- 1c+2W Reel3 across the dance, 2W starting by giving Lsh to 1M
- 17- 1W+2M cross RH, 1M+2W cross RH ; 2c+1c dance half R&L
- 25- 1c cross RH, cast one place ; dance ½ Fig8 round 2c



## 142 CAMPBELL'S CAPER J32 · 2/4L

John Drewry: *Silver City Book of SCD* · Crib: *E-cribs* · Diagram: *Keith Rose's Diagrams*

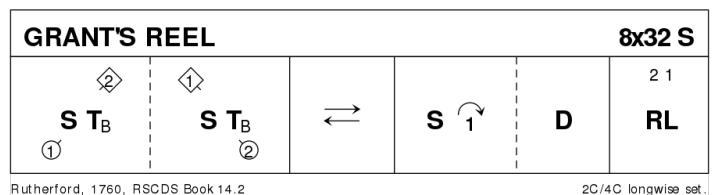
- 1- 1c set | cross RH ; 1c+2c set | 1W cast down as 2W cast up as both M cross (1c now on M side)
- 9- L-Chain
- 17- 1c+2c set to P (up/dn) twice ; Turn RH 1½
- 25- 1c followed by 2c (curve in from sideline) slip down the middle ; and back to (2,1)



## 143 GRANT'S REEL S32 · 2/4L

David Rutherford: *RSCDS XIV 2* · Crib: *E-cribs* · Diagram: *Keith Rose's Diagrams*

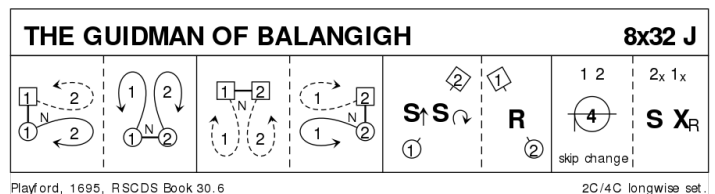
- 1- 1M+2W set advancing slightly | turn BH ; 1W+2M repeat
- 9- 1c lead down the middle and up
- 17- 1c set, cast one place (2c up), 1c dance BtoB
- 25- 2c+1c R&L



## 144 THE GUIDMAN OF BALANGIGH J32 · 2/4L

Playford: *RSCDS XXX 6* · Crib: *E-cribs* · Diagram: *Keith Rose's Diagrams*

- 1- 1c dance down one and cast up ; 1M+2M dance between the W and cast back
- 9- 1W+2W dance between M and cast back ; 2c dance up one and cast back
- 17- 1M+2W set advancing | twirl R and set back to place ; 1W+2M repeat
- 25- 1c+2c half circle4 L in skip change ; 2c+1c set | cross RH.

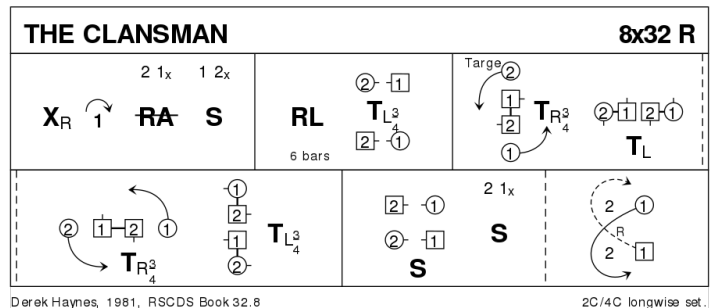


## 145 (ERST ALS STRATHSPEY GETANZT)

## 146 THE CLANSMAN R32 · 2/4L

Derek Haynes: RSCDS XXXII 8 · Crib: E-cribs · Diagram: Keith Rose's Diagrams

- 1- 1c cross RH | cast off (2c up) ; 2c+1c ½ RHA | set to P (1,2x)
- 9- 1c+2c R&L, finish with ¾ LH turn into line across, the W in the centre:
- 17- The Targe (1W+2W turn ¾ RH **while** {2} 1M+2M chase ¼ round cclw | 1M+2W & 1W+2M Turn LH ; repeat) finishing on sides (2,1x)
- 25- 2c facing 1c set | all set to P ; 1c lead up, cross and cast to 2pl (2,1)

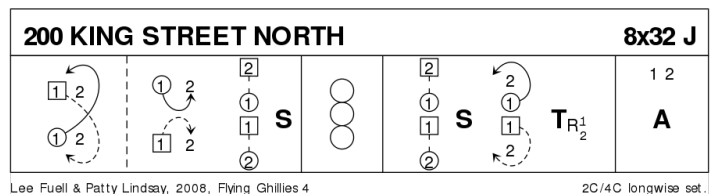


### 14.05.2019

## 147 200 KING STREET NORTH J32 · 2/4L

Lee Fuell & Patricia Lindsay: The Flying Ghillies Collection Vol 4 · Crib: MiniCribs · Diagram: Keith Rose's Diagrams

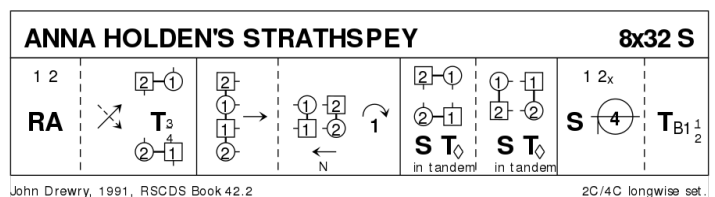
- 1-8 1s dance 1/2 fig 8 round 2s, 1M dances down to face 2L as 1L dances down to face 2M & all set
- 9-16 1s+2s dance reel of 4 across
- 17-24 1s+2s set & 1s cast up round 2s to 1st place opposite sides, 1s 1/2 turn RH & 2s step in ready for...
- 25-32 1s+2s dance Allemande



## 148 ANNA HOLDEN'S STRATHSPEY S32 · 2/4L

John Drewry: RSCDS XLII 2 · Crib: E-cribs · Diagram: Keith Rose's Diagrams

- 1- 1c+2c RHA (2c face out) ; 1c cross down, **while**{2} 2c cast up | 1M+2W & 2M+1W Turn ¾ easy hand to line4 across facing down (1c between 2c)
- 9- All dance down, on [12] 1c turns in and 2c meets, all NHJ ; 1c+2c dance up | 1c cast off to 2plx, **while**{2} 2c dance to 1pl (loop is usual)
- 17- All set | »petronella in tandem« ; repeat (to 1,2x)
- 25- All set | ½ Circle4 Left ; 1c turn BH 1½ to 2pl.



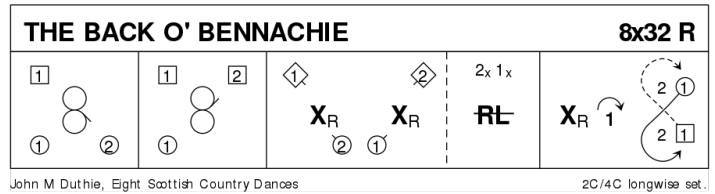
## 149 THE CELTIC REEL R16 · 3p

Derek Haynes: Dances of an Island Clan

## 150 THE BACK O' BENNACHIE R32 · 2/4L

John M Duthie: *Eight Scottish Country Dances* · Crib: *E-cribs* · Diagram: *Keith Rose's Diagrams*

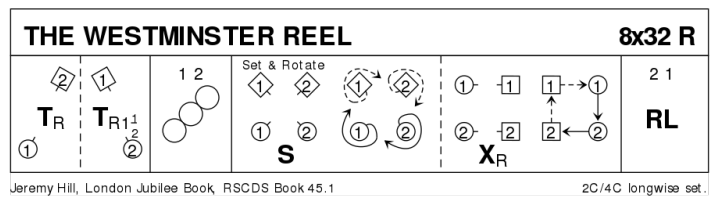
- 1- 1c+2M Reel3 across the dance, 2M starting by giving Rsh to 1W
- 9- 1c+2W Reel3 across the dance, 2W starting by giving Lsh to 1M
- 17- 1W+2M cross RH, 1M+2W cross RH ; 2c+1c dance half R&L
- 25- 1c cross RH, cast one place ; dance ½ Fig8 round 2c



## 151 THE WESTMINSTER REEL R32 · 2/4L

Jeremy Hill: *RSCDS XLV 1* · Crib: *E-cribs* · Diagram: *Keith Rose's Diagrams*

- 1- 1M+2W turn RH to places ; 1W+2M turn RH 1½ to face P for
- 9- 1c+2c Rsh diagonal Reel4, all ending in own places
- 17- 1c+2c Set&Rotate (set diagonally | cast 1 place clw ; change RH with P | chase 1 place clw)
- 25- 2c+1c R&L



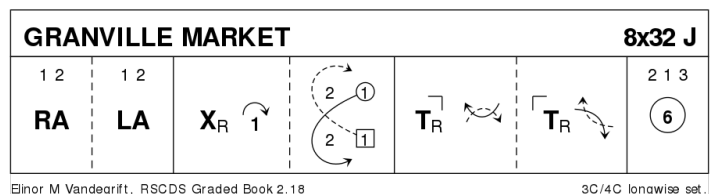
note the difference: the standard Set&Rotate starts with set to P

### 22.05.2019

## 152 GRANVILLE MARKET J32 · 3/4L

Elinor M Vandegrift: *A Second Book of Graded Scottish Country Dances* · Crib: *E-cribs* · Diagram: *Keith Rose's Diagrams*

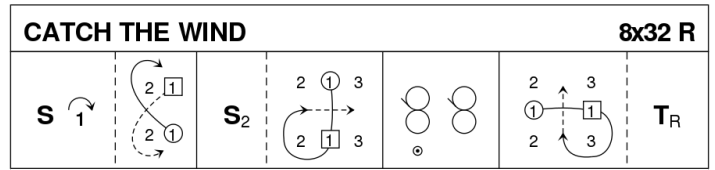
- 1- 1c+2c RHA, LHA
- 9- 1c cross RH | cast (2c up) ; ½ Fig8 up to face 1cnr
- 17- 1c turn 1cnr RH | pass Rsh ; turn 2cnr RH | pass Rsh to (2,1,3)
- 25- Circle6 and back



## 153 CATCH THE WIND R32 · 3/4L

Romaine Butterfield: RSCDS XLV 5 · Crib: E-cribs · Diagram: Keith Rose's Diagrams

- 1- 1c set | cast off (2c up) ; ½Fig8 up (2,1x,3)
- 9- 1c set twice, on [11-12] 1W swivels R to face out ; 1W (1M following) casts R round 2M and down middle to finish 1W between 3c facing 3M, and 1M between 2c facing 2M.
- 17- 1M+2c & 1W+3c Rsh reels3 across
- 25- 1W (1M following) casts R round 3M and cross to 2pl ; 1c turn RH (2,1,3)



Romaine Butterfield, 1983, Island Bay Collection, RSCDS Book 45.5

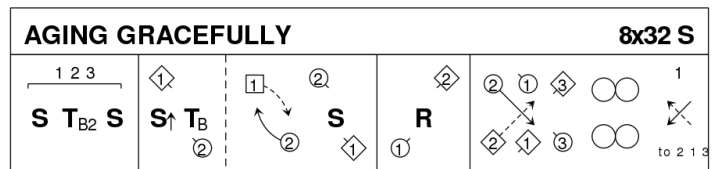
3C/4C longwise set.

The original tune is a hornpipe

## 154 AGING GRACEFULLY S32 · 3/4L

Carlyn Bromann: RSCDS XLVII 4 · Crib: E-cribs · Diagram: Keith Rose's Diagrams

- 1- All set | turn BH twice | set
- 9- 1W+2M set adv. | turn BH ; pass Rsh to exchanged places | set
- 17- 1M+2W repeat (2x,1x,3)
- 25- 2c cross down into Reels3 on sides, 1c start out and up, and cross up at end (2,1,3)



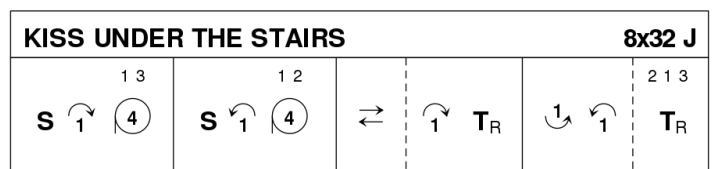
Carlyn Bromann, RSCDS Book 47.4

3C/4C longwise set.

## 155 KISS UNDER THE STAIRS J32 · 3/4L

Miss Milligan's Miscellany of Scottish Country Dances · Crib: E-cribs · Diagram: Keith Rose's Diagrams

- 1- 1c set, cast (2c up) ; 1c+3c circle4 L
- 9- 1c set and cast up (2c down) ; 1c+2c circle4 L
- 17- 1c lead down | up ; cast off (2c up) | turn RH and face down RHJ
- 25- 1c lead between 3c, cast up to 2pl ; 2c+1c+3c turn RH



RSCDS MMM 2.15

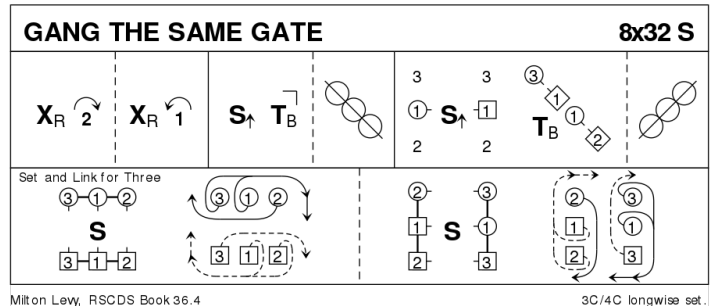
3C/4C longwise set.

Note: Changed by Miss Milligan; in »99 more SCD« the circle on[13-16] was to the R

## 156 GANG THE SAME GATE S32 · 3/4L

Milton Levy: RSCDS XXXVI 4 · Crib: E-cribs · Diagram: Keith Rose's Diagrams

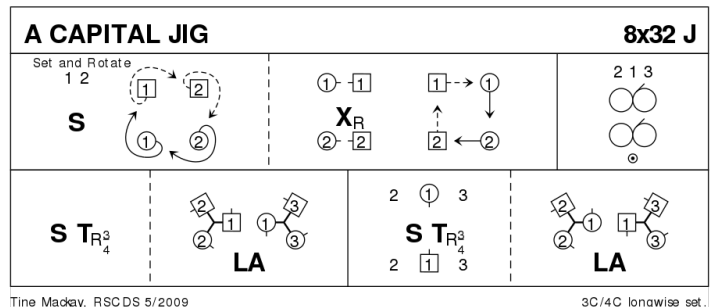
- 1- 1c cross RH | cast off 2 (2c+3c up) ; 1c cross RH and cast up (3c down) to (2,1,3)
- 9- 1c set passing Lsh | turn 1cnr BH ; ½Reel4 with 2cnr, at end 1c curve R to between end cpl (M above facing W below)
- 17- 1c set passing Lsh, turn 4cnr (2cnr persons) BH ; ½Reel4 with 1cnr, at end curve R to end as (3x,1x,2x)
- 25- All S&Link3 ; repeat (2,1,3)



## 157 A CAPITAL JIG J32 · 3/4L

Tine E MacKay: Magazine Dances 2005-2009 · Crib: E-cribs · Diagram: Keith Rose's Diagrams

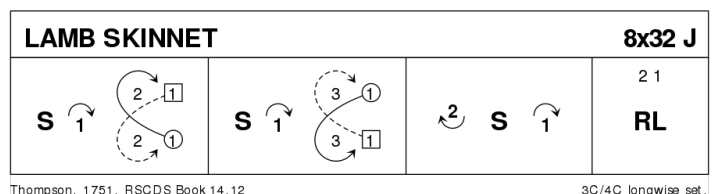
- 1- 1c+2c Set&Rotate, finish 1c facing 2c (2,1,3)
- 9- Rsh Reels3 on the sides
- 17- 1c set | turn ¾ RH ; 2c+1W & 1M+3c LHA (to 2,1x,3)
- 25- 1c set | turn ¾ RH ; 2c+1M & 1W+3c LHA (2,1,3)



## 158 LAMB SKINNET J32 · 3/4L

Thompson (18C): RSCDS XIV 12 · Crib: E-cribs · Diagram: Keith Rose's Diagrams

- 1- 1c set, cast off one place (2c up), ½ Fig8 up round 2c (2,1x,3)
- 9- Repeat with 3c (2,3,1)
- 17- 1c lead to above top (in{1}, up{2}, out{1}) ; set to P | cast off (3c down) (2,1,3)
- 25- 2c+1c R&L



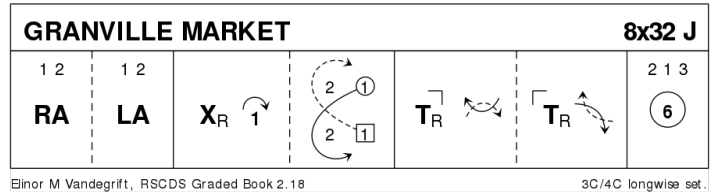
If there is lack of space, 2c+3c may step down on [19-20], and 2c step up on [23-24]

### 29.05.2019

## 159 GRANVILLE MARKET J32 · 3/4L

*Elinor M Vandegrift: A Second Book of Graded Scottish Country Dances · Crib: E-cribs · Diagram: Keith Rose's Diagrams*

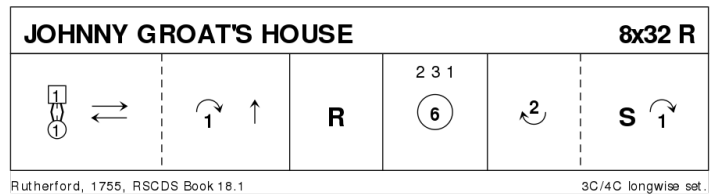
- 1- 1c+2c RHA, LHA
- 9- 1c cross RH | cast (2c up) ; ½ Fig8 up to face 1cnr
- 17- 1c turn 1cnr RH | pass Rsh ; turn 2cnr RH | pass Rsh to (2,1,3)
- 25- Circle6 and back



## 160 JOHNNY GROAT'S HOUSE R32 · 3/4L

*David Rutherford: RSCDS XVIII 1 · Crib: E-cribs · Diagram: Keith Rose's Diagrams*

- 1- 1c (BHJ) slip down the middle and back ; cast off one (2c up) and join BH
- 9- 1c repeat with 3c, finish in 3pl
- 17- 2c+3c+1c circle6 and back
- 25- 1c lead up to top ; set | cast off to 2pl (3c down)

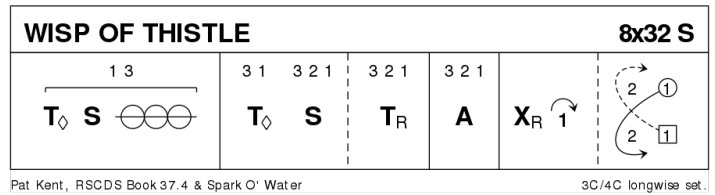


Note: against tradition and the original text the 2006 Manual tells 2c+3c to step down on [27-28], and 2c to step up on [30-31]. Serious protest has been voiced.

## 161 WISP OF THISTLE S32 · 3/4L

*Pat Kent: RSCDS XXXVII 4 · Crib: E-cribs · Diagram: Keith Rose's Diagrams*

- 1- 1c+3c Petronella to midline | set to P ; 1c+3c ½Reel4
- 9- 3c+1c Petronella to own side, 3c+2c+1c set ; all turn P RH into
- 17- 3c+2c+1c Allemande (1,2,3)
- 25- 1c cross RH, cast off one (2c up) ; ½ Fig8 round 2c (2,1,3)

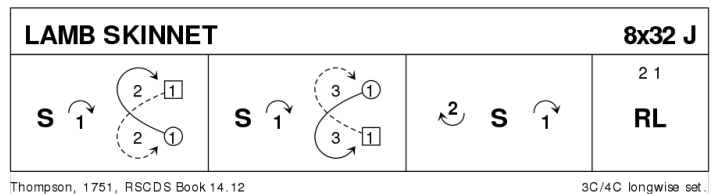


After their second turn, 1c casts to 4pl on [32] as 4c steps up

## 162 LAMB SKINNET J32 · 3/4L

*Thompson (18C): RSCDS XIV 12 · Crib: E-cribs · Diagram: Keith Rose's Diagrams*

- 1- 1c set, cast off one place (2c up), ½ Fig8 up round 2c (2,1x,3)
- 9- Repeat with 3c (2,3,1)
- 17- 1c lead to above top (in{1}, up{2}, out{1}) ; set to P | cast off (3c down) (2,1,3)
- 25- 2c+1c R&L



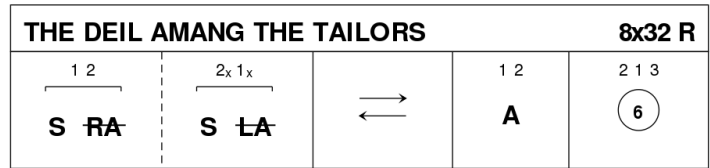
If there is lack of space, 2c+3c may step down on [19-20], and 2c step up on [23-24]

## 163 THE DEIL AMANG THE TAILORS

R32 · 3/4L

RSCDS XIV 7 · Crib: E-cribs · Diagram: Keith Rose's Diagrams

- 1– 1c+2c set, ½ RHA ; set, ½ LHA
- 9– 1c lead down the middle and up, 2c step in for
- 17– 1c+2c Allemande
- 25– 2c+1c+3c circle6 and back.



Davies Collection, RSCDS Book 14.7

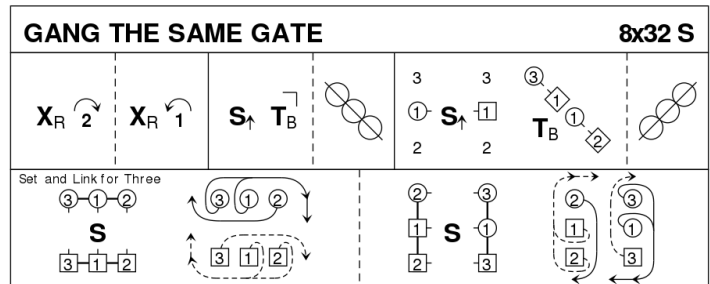
3C/4C longwise set.

## 164 GANG THE SAME GATE

S32 · 3/4L

Milton Levy: RSCDS XXXVI 4 · Crib: E-cribs · Diagram: Keith Rose's Diagrams

- 1– 1c cross RH | cast off 2 (2c+3c up) ; 1c cross RH and cast up (3c down) to (2,1,3)
- 9– 1c set passing Lsh | turn 1cnrs BH ; ½Reel4 with 2cnrs, at end 1c curve R to between end cpl (M above facing W below)
- 17– 1c set passing Lsh, turn 4cnr (2cnr persons) BH ; ½Reel4 with 1cnrs, at end curve R to end as (3x,1x,2x)
- 25– All S&Link3 ; repeat (2,1,3)



Milton Levy, RSCDS Book 36.4

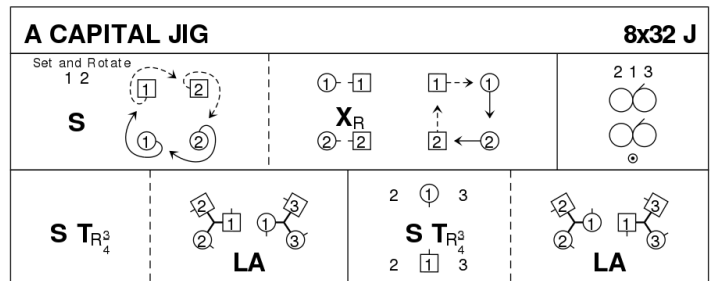
3C/4C longwise set.

## 165 A CAPITAL JIG

J32 · 3/4L

Tine E MacKay: Magazine Dances 2005-2009 · Crib: E-cribs · Diagram: Keith Rose's Diagrams

- 1– 1c+2c Set&Rotate, finish 1c facing 2c (2,1,3)
- 9– Rsh Reels3 on the sides
- 17– 1c set | turn ¾ RH ; 2c+1W & 1M+3c LHA (to 2,1x,3)
- 25– 1c set | turn ¾ RH ; 2c+1M & 1W+3c LHA (2,1,3)



Tine Mackay, RSCDS 5/2009

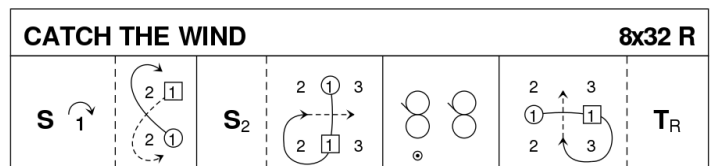
3C/4C longwise set.

## 166 CATCH THE WIND

R32 · 3/4L

Romaine Butterfield: RSCDS XLV 5 · Crib: E-cribs · Diagram: Keith Rose's Diagrams

- 1– 1c set | cast off (2c up) ; ½Fig8 up (2,1x,3)
- 9– 1c set twice, on [11-12] 1W swivels R to face out ; 1W (1M following) casts R round 2M and down middle to finish 1W between 3c facing 3M, and 1M between 2c facing 2M.
- 17– 1M+2c & 1W+3c Rsh reels3 across
- 25– 1W (1M following) casts R round 3M and cross to 2pl ; 1c turn RH (2,1,3)



Romaine Butterfield, 1983, Island Bay Collection, RSCDS Book 45.5

3C/4C longwise set.

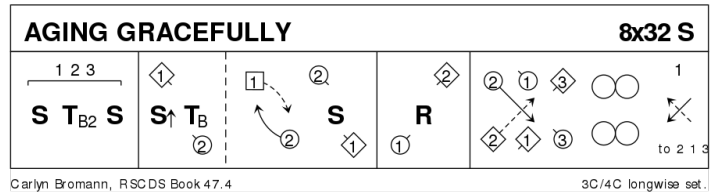
The original tune is a hornpipe



## 167 AGING GRACEFULLY S32 · 3/4L

Carlyn Bromann: RSCDS XLVII 4 · Crib: E-cribs · Diagram: Keith Rose's Diagrams

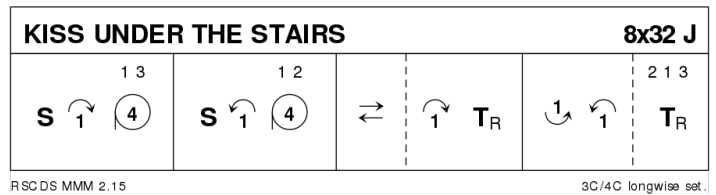
- 1- All set | turn BH twice | set
- 9- 1W+2M set adv. | turn BH ; pass Rsh to exchanged places | set
- 17- 1M+2W repeat (2x,1x,3)
- 25- 2c cross down into Reels3 on sides, 1c start out and up, and cross up at end (2,1,3)



## 168 KISS UNDER THE STAIRS J32 · 3/4L

Miss Milligan's Miscellany of Scottish Country Dances · Crib: E-cribs · Diagram: Keith Rose's Diagrams

- 1- 1c set, cast (2c up) ; 1c+3c circle4 L
- 9- 1c set and cast up (2c down) ; 1c+2c circle4 L
- 17- 1c lead down | up ; cast off (2c up) | turn RH and face down RHJ
- 25- 1c lead between 3c, cast up to 2pl ; 2c+1c+3c turn RH

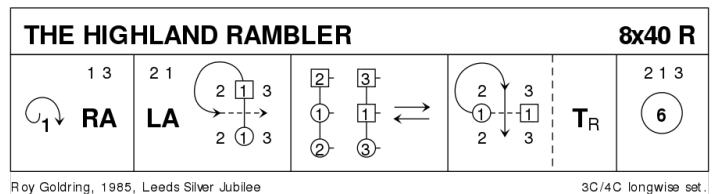


Note: Changed by Miss Milligan; in »99 more SCD« the circle on[13-16] was to the R

## 169 THE HIGHLAND RAMBLER R40 · 3/4L

Roy Goldring: Silver Jubilee 25 - Leeds Branch · Crib: E-cribs · Diagram: Keith Rose's Diagrams

- 1- 1c long cast to 2pl (2c up on [3-4] ; 1c+3c RHA (2,1,3)
- 9- 2c+1c LHA, 1W faces out ; 1W followed by 1M cast up round 2W and down the middle of set, 1W between 3c and 1M between 2c, all facing down
- 17- In lines of 3 down the middle (all swivel R) and up
- 25- 1M followed by 1W dance up, cast round 2W and into 2pl ; 1c turn RH
- 33- Circle6 and back

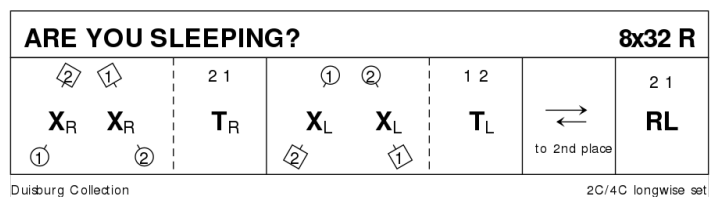


# 06.06.2019

## 170 ARE YOU SLEEPING? R32 · 2/4L

The Duisburg Collection · Crib: E-cribs · Diagram: Keith Rose's Diagrams

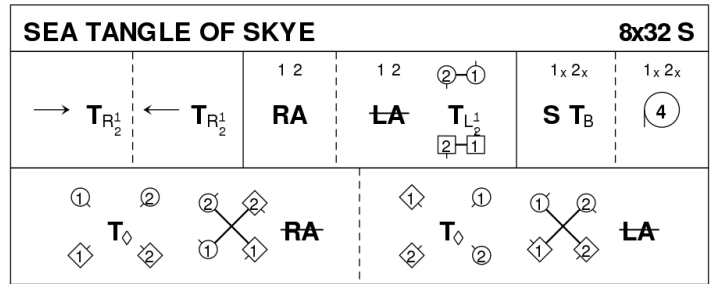
- 1- 1M+2W cross RH, 1W+2M cross RH ; 2c+1c turn RH
- 9- 1M+2W cross LH, 1W+2M cross LH ; 1c+2c turn LH
- 17- 1c down the middle (2c up) ; and up to 2pl
- 25- 2c+1c R&L



## 171 SEA TANGLE OF SKYE S32 · 2/4L

Liz Donaldson: *Dances of an Island Clan* · Crib: *E-cribs* · Diagram: *Keith Rose's Diagrams*

- 1- 1c lead down the middle | turn RH ½ ; lead up | turn RH ½ to place
- 9- 1c+2c RHA ; ½ LHA | 2M+1M & 2W+1W turn LH ½ on the side (1x,2x)
- 17- All set | turn P BH into ; Circle 4H L and face in diagonally (1x,2x)
- 25- All petronella 1 place cclw | ½ RHA ; Petronella 1 place cclw | ½ LHA (2,1)



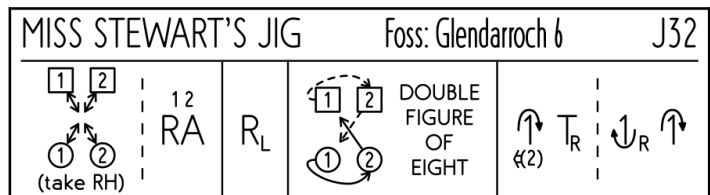
Liz Donaldson, 1975, *Dances of an Island Clan*

2C/4C longwise set.

## 172 MISS STEWART'S JIG J32 · 2/4L

Hugh Foss: *Glendarroch Scottish Dance Sheets* · Crib: *E-cribs* · Diagram: *SCDDDB Contributed Cribs & Diagrams*

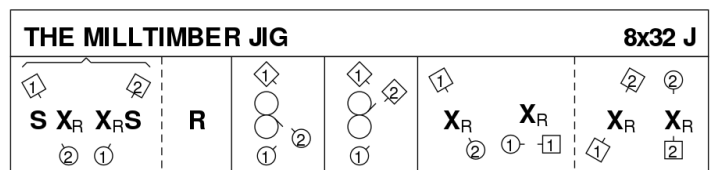
- 1- 1c+2c advance diagonally & touch hands, retire ; RHA
- 9- Repeat Left
- 17- 1c+2c DbIFig8 (1c cast)
- 25- 1c cast off (2c up) | turn R ; lead up | cast to 2pl



## 173 THE MILLTIMBER JIG J32 · 2/4L

Anne N MacKenzie: *RSCDS XLI 7* · Crib: *E-cribs* · Diagram: *Keith Rose's Diagrams*

- 1- 1M+2W cross RH | set ; cross back RH | set **while{8}** 1W+2M set | cross RH ; set | cross back RH
- 9- 2M Reel3 across with 1c (start Rsh to 1W)
- 17- 2W Reel3 across with 1c (start Lsh to 1M)
- 25- 1W+2M cross RH, 1W+1M change places RH ; 1W+2W cross RH, 2W+2M cross RH



Anne MacKenzie, RSCDS Book 41.7

2C/4C longwise set.

## 174 KIND ROBIN S32 · 2/4L

John Drewry: *Summer Collection, Set 6* · Crib: *E-cribs*

- 1-- 1c ½ Fig8 round 2c ; 1c+2c RHA, finish 1M between the W in line across in 1pl and 2M (no polite turn) on midline in 2pl, all facing down
- 9-- All dance down, on [12] 1M+2M pivot R to face up ; dance on, 1W+2W pivoting on [13] to join 2M in line across dancing up, on [16] 1M pivots R to face 2M on midline while both W finish on sides, in diamond formation
- 17-- All set | Circle4 L ½ ; All turn P BH and open into | Circle4 L ½ , to the same diamond
- 25-- All set | 1W+2W set as 1M+2M change places Rsh and face P ; All turn P BH to sidelines, 2c (above) turning twice, 1c turning 1½, cover at the end. (2,1)

## 175 MELVILLE CASTLE R32 · 2/4L

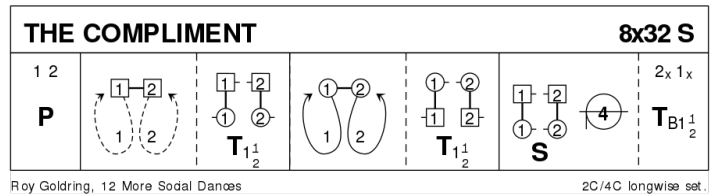
Alex Gray: *Edinburgh Diamond Jubilee Dances 1984* · Crib: *E-cribs*

- 1- 1c ½ Fig8 round 2c who set twice meanwhile pivoting (W L, M R) to face person dancing round them ; All set and cross RH (1,2x)
- 9- »The Swirl«: 1c+2c turn P RH to face other C in allemande hold | change places Lsh ; LHA, to (2x,1)
- 17- All set to P | cross RH ; RHA (2,1x)
- 25- 1c ½ Fig8 round 2c ; turn RH (2,1)

## 176 THE COMPLIMENT S32 · 2/4L

Roy Goldring: *22 Social Dances by Roy Goldring with Music* · Crib: *E-cribs* · Diagram: *Keith Rose's Diagrams*

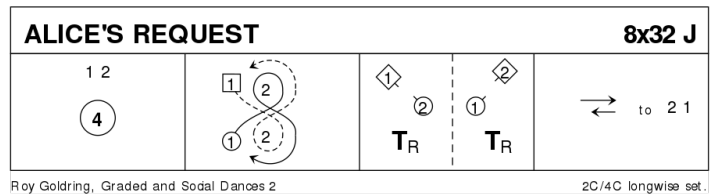
- 1- 1c+2c Poussette
- 9- 1W+2W dance between P, split and dance round P to places ; All turn P EH 1½ (1c use RH, 2c LH) (1x,2x)
- 17- 1M+2M dance between P, split and dance round P to places ; All turn P EH 1½ (1c use RH, 2c LH) (1,2)
- 25- 1c+2c set | Half Circle4 L ; turn P BH 1½ (2,1)



## 177 ALICE'S REQUEST J32 · 2/4L

Roy Goldring: *Graded and Social Dances 2 - 23 Dances* · Crib: *E-cribs* · Diagram: *Keith Rose's Diagrams*

- 1- 1c+2c Circle4 and back
- 9- 1c (crossing down) Fig8 round 2c
- 17- 1W+2M Turn RH ; 1M+2W repeat
- 25- 1c lead down the middle (2c up) ; and up (2,1)



# 26.06.2019

## 178 BLAME IT ON JANE R32 · 3pT

Deborah Moore: *Always Enough to Dance*

## 179 BRIDGE OVER TROUBLED WATERS J32 · 3pT

Deborah Moore: *Always Enough to Dance*

## 180 NO REST FOR THE WICKED S32 · 3pT

Deborah Moore: *Always Enough to Dance*

