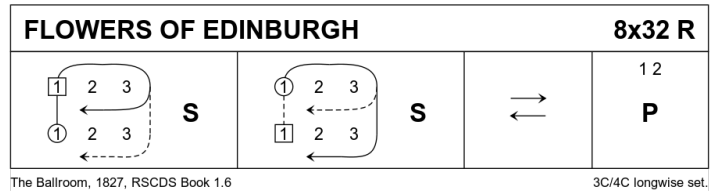


# Tamburin Stuttgart e.V. - Burns Night Programm, 25. Januar 2020

## 1 FLOWERS OF EDINBURGH R32 · 3/4L

RSCDS I 6 · Crib: E-cribs · Diagram: Keith Rose's Diagrams

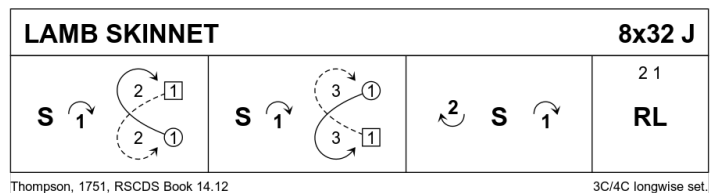
- 1- 1W followed by 1M casts off 2, 1W crosses below 3c and casts up M side **while** 1M dances up the middle, both to P's place {6} | 1c set
- 9- 1c repeat with 1M casting, finishing in original places
- 17- 1c lead down the middle and up
- 25- 1c+2c Poussette



## 2 LAMB SKINNET J32 · 3/4L

Thompson (18C): RSCDS XIV 12 · Crib: E-cribs · Diagram: Keith Rose's Diagrams

- 1- 1c set, cast off one place (2c up), ½ Fig8 up round 2c (2,1x,3)
- 9- Repeat with 3c (2,3,1)
- 17- 1c lead to above top (in{1}, up{2}, out{1}); set to P | cast off (3c down) (2,1,3)
- 25- 2c+1c R&L



If there is lack of space, 2c+3c may step down on [19-20], and 2c step up on [23-24]

## 3 BETTY'S WEDDING M32 · 3/4L

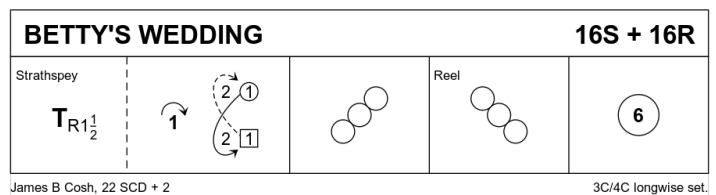
James B Cosh: Twenty Two SCD · Crib: E-cribs · Diagram: Keith Rose's Diagrams

Strathspey

- 1- 1c turn RH 1½ and cast off ; ½Fig8 up (2c up on [7-8] and face 1cnr)
- 9- Reel4 with 1cnrs, at end pass Lsh into

Reel

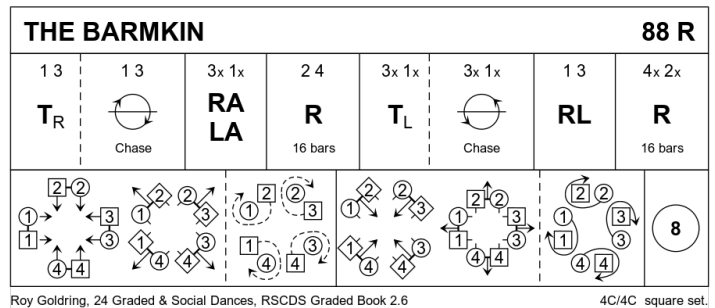
- 17- Reel4 with 2cnrs to (2,1,3)
- 25- 2c+1c+3c circle6 and back (2,1,3)



## 4 THE BARMKIN R88 · 4S

Roy Goldring: *A Second Book of Graded Scottish Country Dances* · Crib: *E-cribs* · Diagram: *Keith Rose's Diagrams*

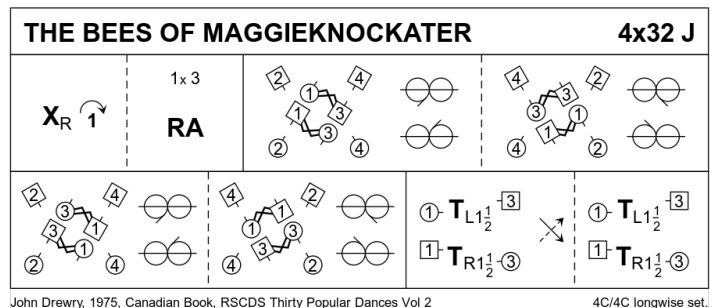
- 1- 1c+3c turn RH and face clw ; chase ½ round set into
- 9- 3c+1c RHA ; LHA to exchanged places (3,2,1,4)
- 17-32 2c+4c repeat [1-16] (3,4,1,2)
- 33- 1c+3c turn LH and face cclw ; chase ½ round set to own places
- 41- 1c+3c R&L (1,4,3,2)
- 49-64 2c+4c repeat [33-48] (1,2,3,4)
- 65- All C NHJ advance | retire »diagonally« NHJ with cnr ; all W dance clw round their cnr
- 73- All pairs advance | retire NHJ with P to places ; all M dance clw round P
- 81- All circle8 and back



## 5 THE BEES OF MAGGIEKNOCKATER J32 · 4/4L

John Drewry: *Thirty Popular Dances, Volume Two* · Crib: *E-cribs* · Diagram: *Keith Rose's Diagrams*

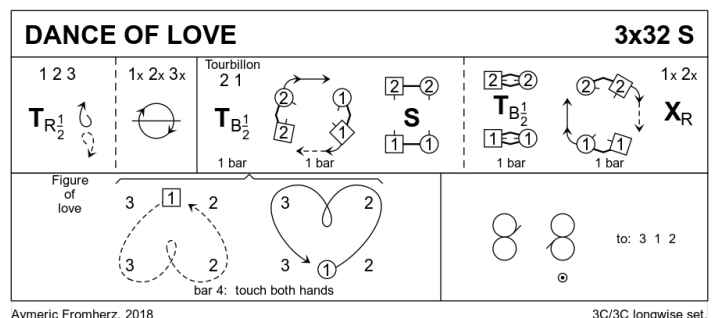
- 1- 1c cross RH | cast off (2c up) ; 1c+3c RHA, finish as pairs 1M+3W & 3M+1W facing out on W/M side in promhold
- 9- Pairs+ 2c+4c Rsh ½Reels3 on sides ; pairs meet & take P in promhold for Lsh ½Reels3 on sides
- 17- Meet and repeat (as pairs Rsh ½Reels3 ; with P Lsh ½Reels3)
- 25- 1c (passing inside) turn 3c 1½ Easy Hand ; 1c cross and passing inside turn 4c EH 1½ (to 2,3,4,1)



## 6 DANCE OF LOVE S32 · 3/3L

Aymeric Fromherz · Crib: *E-cribs* · Diagram: *Keith Rose's Diagrams*

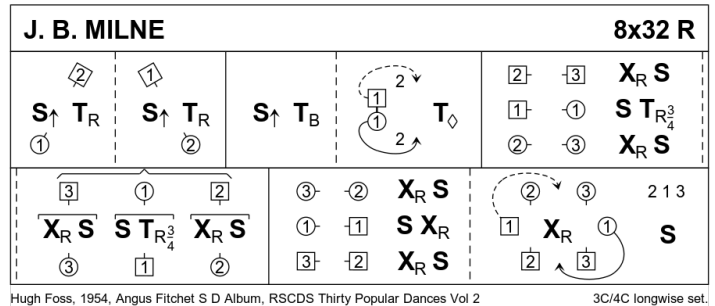
- 1-- All Turn Halfway and Cast ; chase clw ½ (3,2,1)
- 9-- 2c+1c Tourbillon (3,1,2)
- 17-- 1c »Figure of Love« [1c loop LSh round 1cnrs[pos] to centre, touch P BH, pull LSh back to face opp sides, loop LSh round 2cnrs[pos] to original places] (3,1,2)
- 25-- Reels3 across, 1c LSh to 1cnrs[pos] (3,1,2)



## 7 J. B. MILNE R32 · 3/4L

Hugh Foss: *Thirty Popular Dances, Volume Two* · Crib: *E-cribs* · Diagram: *Keith Rose's Diagrams*

- 1- 1M+2W set advancing and turn RH ;  
1W+2M repeat
- 9- 1c set advancing | turn BH and open  
upwards ; cast off one (2c up),  
Petronella Turn to: 1M between 3c and  
1W between 2c
- 17- 1c set, turn  $\frac{3}{4}$  RH, set, turn  $\frac{3}{4}$  RH,  
**while**{8} 2c+3c pass RH on the sides,  
set, cross RH, set
- 25- 1c set, pass RH, cast R into 2pl, **while**  
{6} 2c+3c pass RH on the sides, set ; cross RH | all set. (2,1,3)

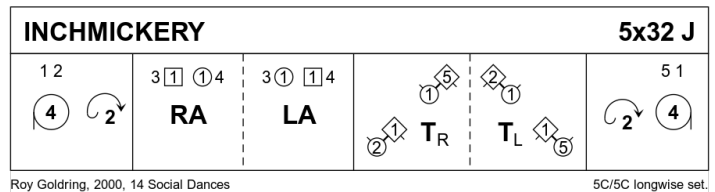


In 17-32, the corners traditionally set one bar to the person you just passed, then one bar to the next person to pass. In a variant for [19-24] 1c turns BH in PdB.

## 8 INCHMICKERY J32 · 5/5L

Roy Goldring: *14 Social Dances for 2000* · Crib: *E-cribs* · Diagram: *Keith Rose's Diagrams*

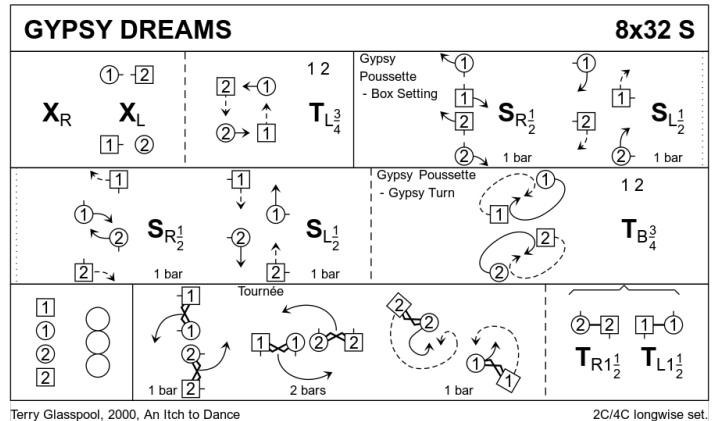
- 1- 1c+2c circle4 L ; 1c long cast to 3pl  
(2c+3c up) (2,3,1,4,5)
- 9- Teapots R ; and L (1c RHA with C on  
R ; LHA with C on L)
- 17- 1M+5W & 1W+2M Turn RH to places ;  
1M+2W & 1W+5M repeat LH
- 25- 1c long cast to 5pl (4c+5c up) ; 5c+1c circle4 R (2,3,4,5,1)



## 9 GYPSY DREAMS S32 · 2/4L

Terry Glasspool: *An Itch to Dance* · Crib: *E-cribs* · Diagram: *Keith Rose's Diagrams*

- 1- 1c cross RH and face down | 1c+2c ½ LH turn on the sides ; all chase cclw one place | all turn P ¾ LH into a line across (W BtoB)
- 9- Gypsy Pousette, as follows.
- 9-12 (Box setting) All set R and swivel R ¼ »on the hop« to face away from P, all set L and swivel R ¼. to face in | all set R (M passing BtoB) and swivel R ¼, all set L and do not swivel. Partners finish facing away from each other but are not lined up BtoB.
- 13-16 (Gypsy turn) All starting to their own R, dance around P halfway and melt into turn ¾ BH to finish facing P in a line across, M in the middle.
- 17- Reel4 across the dance. On [24] the M dance ¼ around each other, Lsh to Lsh, **while{}** the W extend the loops to join P in promhold, all forming a line across, 1c facing up, 2c down.
- 25- [25] 1c+2c Promenade ¼ around each other (M staying Lsh to Lsh), into the last 7 bars of the Tournée.

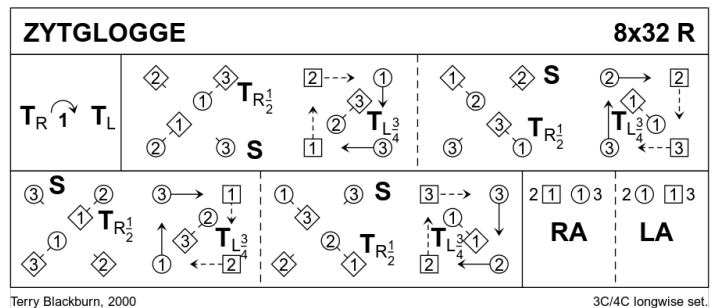


Notes: In [9-12] each C follows the edges of a square:  
 Music: A smooth strathspey for example: »Birks of Invermay« by Tersipchore

## 10 ZYTGLOGGE R32 · 3/4L

Terry Blackburn: *Collecta Ursis* · Crib: *E-cribs* · Diagram: *Keith Rose's Diagrams*

- 1- 1c turn RH | cast (2c up) ; turn LH to face 1cnr
- 9- 1c+1cnrs turn RH ½ **while{2}** 2cnrs set | 1c+2cnrs chase 1 place clw **while{2}** 1cnrs turn LH ¾ to face 1c on 2diag ; Repeat figure from new places (1c now faces 3cnr position)
- 17- Repeat [9-16], 1c finish LH turn with M below W and facing 1cnr
- 25- Teapots R ; and L (2c+1W & 1M+3c RHA ; 1c pass Rsh and repeat LHA with other couple) (2,1,3)



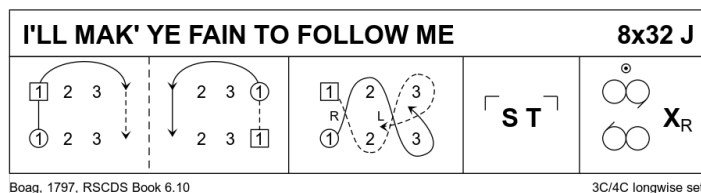
The Zytglogge is a clock tower in the centre of Berne with clockwork figures which come into life every hour

# 11 'LL MAK' YE FAIN TO FOLLOW ME

J32 · 3/4L

W Boag (18C): RSCDS VI 10 · Crib: E-cribs · Diagram: Keith Rose's Diagrams

- 1- 1W casts off 2, 1M following, to 3pl opposite sides (2c+3c up) ; 1M casts up 2, 1W following, to own places (2c+3c down)
- 9- 1c cross RH, cast off one (2c up) ; cross LH, cast off one and lead up to 1cnrs
- 17- 1c set to and turn corners
- 25- Reels3{6} on the sides | 1c cross (2,1,3).

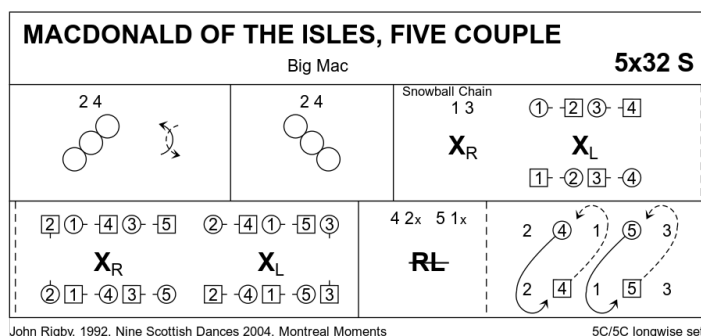


# 12 FIVE-COUPLE MACDONALD OF THE ISLES (BIG MAC)

S32 · 5/5L

John F Rigby: Nine Scottish Country Dances · Crib: E-cribs · Diagram: Keith Rose's Diagrams

- 1- 2c+4c diagonal Reel4 with 1cnrs, at end pass P Lsh to face 2cnrs
- 9- 2c+4c diagonal Reel4 with 2cnrs (2cnr loop by the R) (to 1,2,3,4,5)
- 17- »Cumulative G-Chain« (1c+3c cross RH | 1c+2c & 3c+4c pass LH on the side (2,1x,4,3x,5) ; 2c cross RH and 1c+4c & 3c+5c pass RH on the sides) | 2c+4c & 1c+5c pass LH on the side as 3c cross LH (4,2x,5,1x,3)
- 25- 4c+2c & 1c+5c ½ R&L ; 4c+5c ½ Fig8 to the R (4W & 5M pass Rsh in the middle) (2,4,1,5,3)



(adapted from Derek Haynes »MacDonald of the Isles«

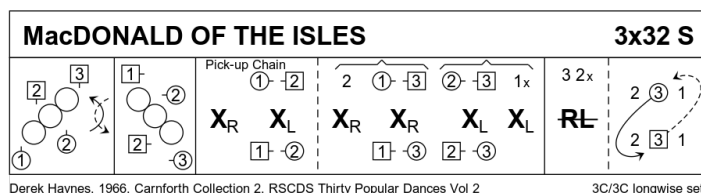
# 13 STEP PRACTICE – alternative

# 14 MACDONALD OF THE ISLES

S32 · 3/3L

Derek Haynes: Thirty Popular Dances, Volume Two · Crib: E-cribs · Diagram: Keith Rose's Diagrams

- 1- 2c diagonal Reel4 with 1cnrs, at end dance Lsh round P to face 2cnrs
- 9- 2c diagonal Reel4 with 2cnrs (2cnr loop by the R) (to 1,2,3)
- 17- 1c+2c+3c »snowball« G-Chain (1c begin, 2 bars per hand) (to 3,2x,1)
- 25- 3c+2c ½ R&L ; 3c ½ Fig8 R (3M up, 3W down) (2,3,1)

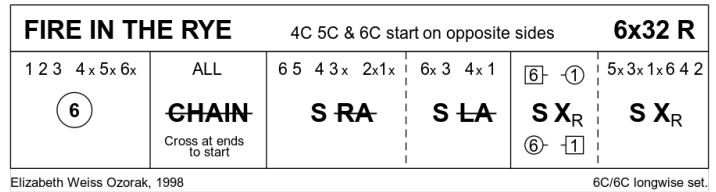


# 15 FIRE IN THE RYE R32 · 6/6L

Elizabeth Weiss Ozorak · Crib: E-cribs · Diagram: Keith Rose's Diagrams

4c+5c+6c start on opposite sides (1,2,3,4x,5x,6x)

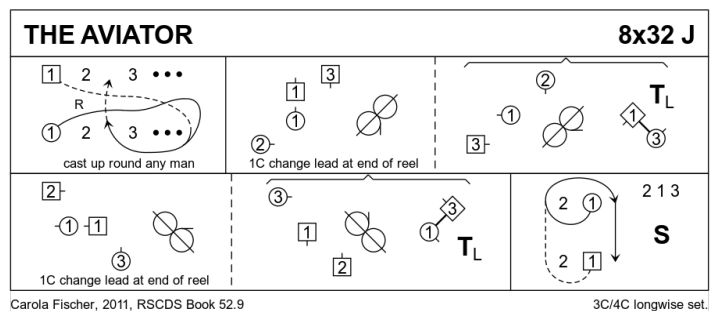
- 1- 1c+2c+3c & 4c+5c+6c each circle6 and back
- 9- ½ G-Chain (6 hands), starting across at the ends (to 6,5,4,3x,2x,1x)
- 17- Top, middle and bottom pairs of couples set, ½RHA ; (end couples wait **while** ) 6c+3c & 4c+1c set, ½LHA (to 5x,3x,6,1x,4,2)
- 25- Middle-most couples (1c+6c) face each other, set and change places RH ; all C set and cross RH (to 5,3,1,6x,4x,2x)



# 16 THE AVIATOR J32 · 3/4L

Carola Fischer: RSCDS LII 9 · Crib: E-cribs · Diagram: Keith Rose's Diagrams

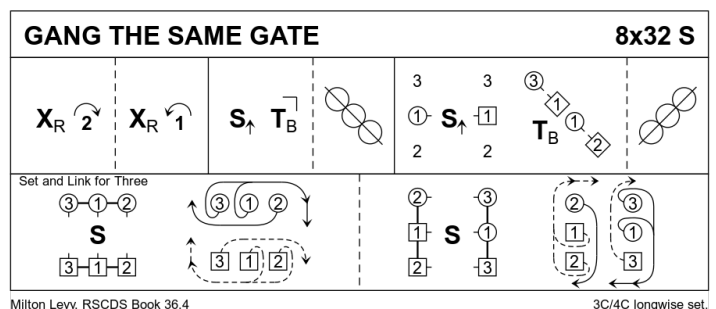
- 1-- 1c lead down (2c up), on [4] 1W crosses in front and, 1M following, casts up (round any standing M), to finish 1c in 2pl facing 3W
- 9-- 3W+1c+2M Rsh lead-change diag. Reel3 ; 1M dancing the full reel, **while for [13-16]** 1W turns 3M LH to finish behind 1M, both on midline facing up
- 17-- 2W+1c+3M Rsh lead-change diag. Reel3 ; 1W dancing the full reel, **while for [21-24]** 1M turns 3W LH to finish 1c in 2plx, 1W facing out
- 25-- 1c dance up (1W Rsh to 2M, 1M Rsh to 2W) | 1c dance Rsh round 2W to 2pl | All set.



# 17 GANG THE SAME GATE S32 · 3/4L

Milton Levy: RSCDS XXXVI 4 · Crib: E-cribs · Diagram: Keith Rose's Diagrams

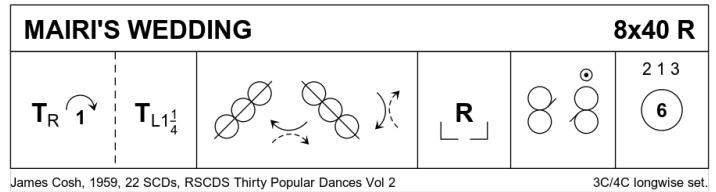
- 1- 1c cross RH | cast off 2 (2c+3c up) ; 1c cross RH and cast up (3c down) to (2,1,3)
- 9- 1c set passing Lsh | turn 1cnrs BH ; ½Reel4 with 2cnrs, at end 1c curve R to between end cpl (M above facing W below)
- 17- 1c set passing Lsh, turn 4cnr (2cnr persons) BH ; ½Reel4 with 1cnrs, at end curve R to end as (3x,1x,2x)
- 25- All S&Link3 ; repeat (2,1,3)



## 18 MAIRI'S WEDDING R40 · 3/4L

James B Cosh: *Twenty Two SCD · Crib: E-cribs · Diagram: Keith Rose's Diagrams*

- 1– 1c turn RH | cast (2c up) ; turn LH to face 1cnrs
- 9– 1c ½Reel4 with 1cnrs (pass P Lsh) ; Repeat with 2cnrs
- 17– Repeat with 3cnrs (1cnr person) ; Repeat with 4cnrs (2cnr person)
- 25– 1W+2c & 1M+3c Reels3 across, Lsh to 1cnr
- 33– 2c+1c+3c circle6 and back

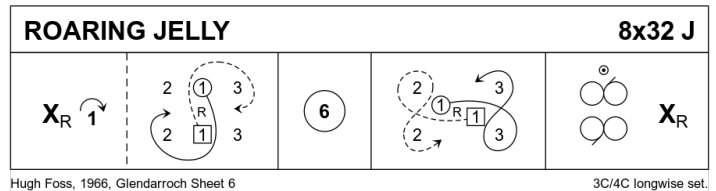


Note: Cosh explicitly tells 1c to pass Lsh in [9-24]; however the Rsh pass is quite common, and nicknamed »Mairi's Divorce«.

## 19 ROARING JELLY J32 · 3/4L

Hugh Foss: *Glendarroch Scottish Dance Sheets · Crib: E-cribs · Diagram: Keith Rose's Diagrams*

- 1– 1c cross RH | cast off (2c up) ; cross RH, 1c casts R round 3cnr to finish in line across between 2cnr and 3cnr
- 9– Circle6 and back
- 17– 1c change places up/dn RH | Fig8 round 4cnr and 1cnr, start Rsh), finish on sideline facing 2cnr
- 25– 1c Reels3{6} on opposite sides (Rsh to 2cnr) | cross RH

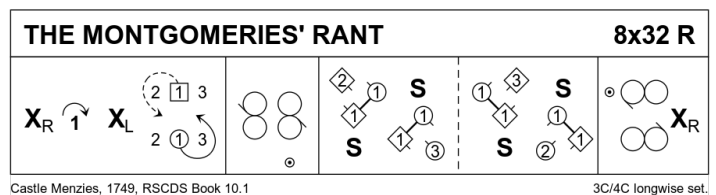


## 20 STEP PRACTICE – Extras if time

## 21 THE MONTGOMERIES' RANT R32 · 3/4L

Castle Menzies (18C): *RSCDS X 1 · Crib: E-cribs · Diagram: Keith Rose's Diagrams*

- 1– 1c cross RH | cast off (2c up) ; cross LH | cast L (W up, M down)
- 9– 2c+1W & 1M+3c Rsh Reels3 across
- 17– 1c NHJ set to 2W (swivel ½ inwards), set to 3M (veer L together), set to 3W (swivel ½ inwards), set to 2M (and face own 2cnr)
- 25– Reels3{6} on the sides, Rsh to 2cnr | 1c cross RH to 2pl



## 22 THE WILD GEESE J32 · 3/4L

RSCDS XXIV 3 · Crib: E-cribs · Diagram: Keith Rose's Diagrams

- 1- 1c+3c set advancing to midline with P on R | BiL ; 1c turn  $\frac{3}{4}$  RH and cast off to 3pl **while**{4} 3c turn  $\frac{3}{4}$  RH and lead to 1pl (3,2,1)
- 9- repeat [1-8] from new positions (1,2,3)
- 17- 1c lead down the middle (2c up on [19-20]) ; and up to (2,1,3)
- 25- 2c+1c R&L

