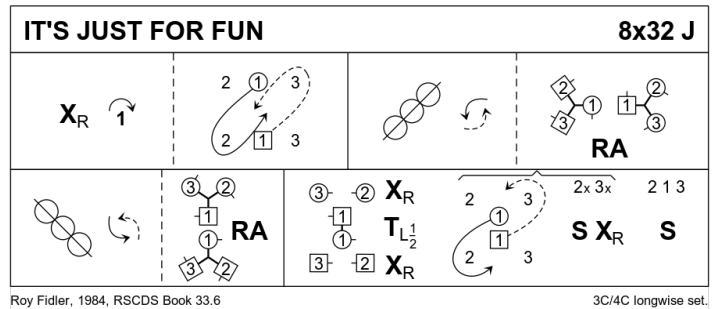


# Gwen Christmas 2019

## 1 IT'S JUST FOR FUN J32 · 3/4L

Roy Fidler: RSCDS XXXIII 6 · Crib: E-cribs · Diagram: Keith Rose's Diagrams

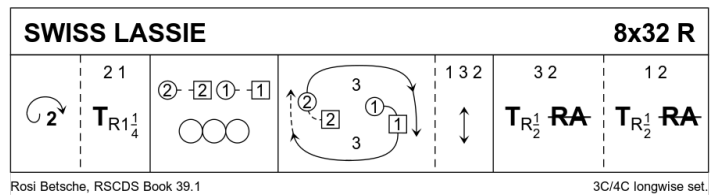
- 1- 1c cross RH | cast off (2c up) ; ½Fig8 round 3cnr, pass Lsh to face 1cnr
- 9- ½Reel4 with 1cnrs, pass Lsh ; Teapots R (1M+2W+3W (at top) & 1W+2M+3M RHA) finish facing 2cnrs
- 17- ½Reel4 with 2cnrs, pass Lsh ; Teapots R on own sides (1M+2W+3W & 1W+2M+3M RHA)
- 25- 1c turn LH ½ (1M faces up, 1W down) **while**{2} all cnrs change places RH on sides (polite turn) | 1c dances out the end and L to 2pl **while**{4} 2c+3c set to P and cross RH | All set (2,1,3).



## 2 SWISS LASSIE R32 · 3/4L

Rosi Betsche: RSCDS XXXIX 1 · Crib: E-cribs · Diagram: Keith Rose's Diagrams

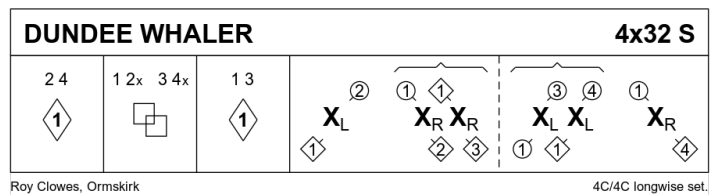
- 1- 1c cast off 2 (dance in to begin) (2c+3c up) ; 2c+1c 1¼ turn RH to midline, facing P
- 9- 2c+1c Reel4 on midline, 2M and 1W end facing opposite side, with P behind
- 17- 2c & 1c chase clw round 3c to (1,3,2) ; All A&R
- 25- 3c+2c turn RH ½, leading into ½ RHA, to sidelines ; 1c+2c repeat (2,1,3)



## 3 THE DUNDEE WHALER S32 · 4/4L

Roy Clowes: Ormskirk Scottish Dances - Memorial Edition · Crib: E-cribs · Diagram: Keith Rose's Diagrams

- 1- 2c+4c petronella (to 1,2x,3,4x)
- 9- 1c+2c & 3c+4c L-Chain
- 17- 1c+3c petronella (to 1x,2x,3x,4x)
- 25- 1W+2M cross LH | 1M+2W & 1W+3W cross RH ; 1M+3M & 1W+4M cross LH | 1M+4W cross RH (2,3,4,1).

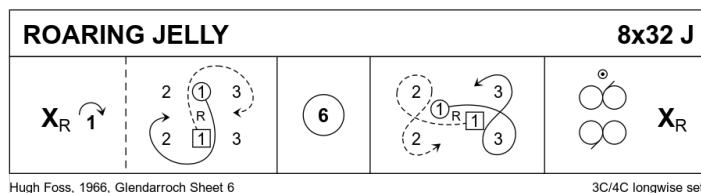


[25-32] represent tacking the ship, therefore no polite turns

## 4 ROARING JELLY J32 · 3/4L

Hugh Foss: Glendarroch Scottish Dance Sheets · Crib: E-cribs · Diagram: Keith Rose's Diagrams

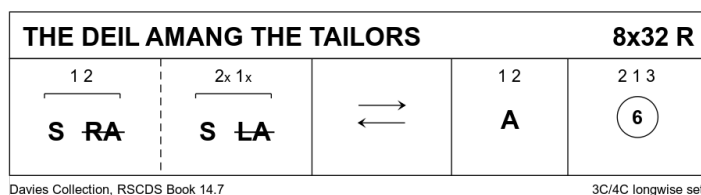
- 1- 1c cross RH | cast off (2c up) ; cross RH, 1c casts R round 3c to finish in line across between 2c and 3c
- 9- Circle6 and back
- 17- 1c change places up/dn RH | Fig8 round 4c and 1c, start Rsh), finish on sideline facing 2c
- 25- 1c Reels3{6} on opposite sides (Rsh to 2c) | cross RH



## 5 THE DEIL AMANG THE TAILORS R32 · 3/4L

RSCDS XIV 7 · Crib: E-cribs · Diagram: Keith Rose's Diagrams

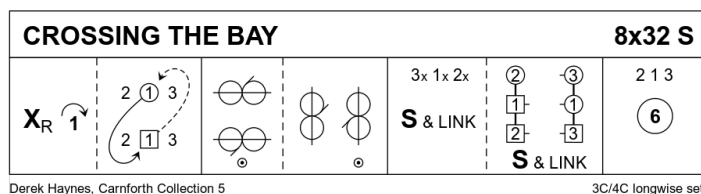
- 1- 1c+2c set, 1/2 RHA ; set, 1/2 LHA
- 9- 1c lead down the middle and up, 2c step in for
- 17- 1c+2c Allemande
- 25- 2c+1c+3c circle6 and back.



## 6 CROSSING THE BAY S32 · 3/4L

Derek Haynes: Carnforth Collection of SC Dances 5 · Crib: E-cribs · Diagram: Keith Rose's Diagrams

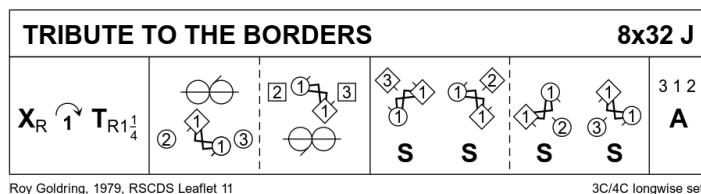
- 1- 1c cross RH | cast (2c up) ; 1c 1/2 Fig8 to R (W down, M up) (2,1,3)
- 9- Opposing 1/2 Reels3 on sides (1c starts in & R, i.e. Rsh to 4c), 2c+3c finish with loop ; opposing 1/2 Reels3 across (1c Lsh to 1c position) (3x,1x,2x)
- 17- S&Link3 ; repeat (2,1,3)
- 25- All circle6 and back.



## 7 TRIBUTE TO THE BORDERS J32 · 3/4L

Roy Goldring: The Leaflet Dances with Music · Crib: E-cribs · Diagram: Keith Rose's Diagrams

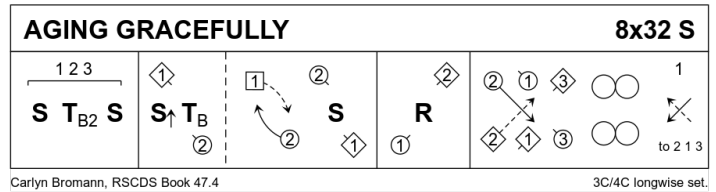
- 1- 1c cross RH | cast (2c up) ; turn 1 1/4 RH to promhold facing M side
- 9- 1c Rsh 1/2 Reel3 with 2M+3M ; Rsh 1/2 Reel3 with 3W+2W, 1c finish in centre facing 3W (now in 1W pl)
- 17- 1c set to 3W pulling Rsh back | set to 2W ; set to 2M | 1c set to 3M while{2} 3c+2c set advancing into
- 25- 3c+1c+2c Allemande



## 8 AGING GRACEFULLY S32 · 3/4L

Carlyn Bromann: RSCDS XLVII 4 · Crib: E-cribs · Diagram: Keith Rose's Diagrams

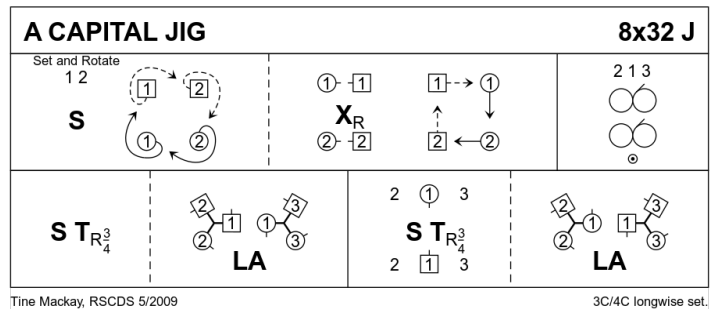
- 1- All set | turn BH twice | set
- 9- 1W+2M set adv. | turn BH ; pass Rsh to exchanged places | set
- 17- 1M+2W repeat (2x,1x,3)
- 25- 2c cross down into Reels3 on sides, 1c start out and up, and cross up at end (2,1,3)



## 9 A CAPITAL JIG J32 · 3/4L

Tine E MacKay: Magazine Dances 2005-2009 · Crib: E-cribs · Diagram: Keith Rose's Diagrams

- 1- 1c+2c Set&Rotate, finish 1c facing 2c (2,1,3)
- 9- Rsh Reels3 on the sides
- 17- 1c set | turn 3/4 RH ; 2c+1W & 1M+3c LHA (to 2,1x,3)
- 25- 1c set | turn 3/4 RH ; 2c+1M & 1W+3c LHA (2,1,3)



## 10 THE REEL OF THE ROYAL SCOTS R32 · 3/4L

Roy Goldring: The Leaflet Dances with Music · Crib: E-cribs · Diagram: Keith Rose's Diagrams

- 1- 1W+2W (1M+2M) turn LH (RH) 1/2, finishing 1c BtoB in 2pl | All set as in DTr ; 1W+3W (1M+3M) turn RH (LH) 1/2 | 2c+3c+1c set as in DTr
- 9- 1c followed by 3c dance up between 2c, cast off ; dance NHJ down through 3pl, cast up to face 1cnrs, 3c looping into 3pl
- 17- 1c turn 1cnrs RH, pass Rsh (cnrs dance for {4}) ; turn 2cnrs RH (same), and cross Rsh to (2,1,3)
- 25- All circle6 and back

