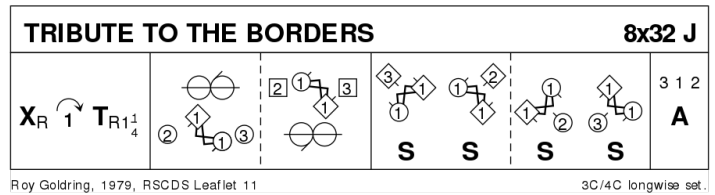


2018-01-27 Burns Night Stuttgart

1 TRIBUTE TO THE BORDERS J32 · 3/4L

Roy Goldring: *The Leaflet Dances with Music* · Crib: *Eric's E-cribs* · Diagram: *Keith Rose's Diagrams*

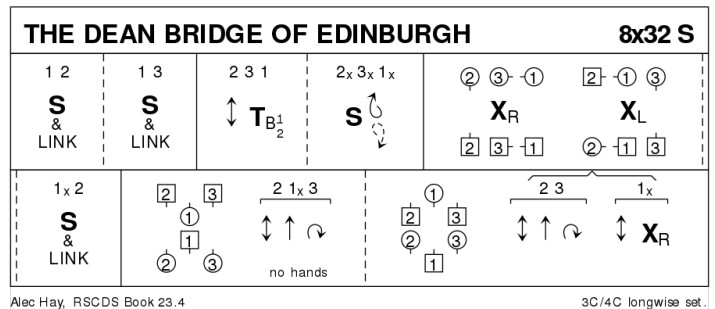
- 1– 1c cross RH | cast (2c up) ; turn 1¼ RH to promhold facing M side
- 9– 1c Rsh ½Reel3 with 2M+3M ; Rsh ½Reel3 with 3W+2W, 1c finish in centre facing 3W (now in 1W pl)
- 17– 1c set to 3W pulling Rsh back | set to 2W ; set to 2M | 1c set to 3M **while**{2} 3c+2c set advancing into
- 25– 3c+1c+2c Allemande



2 THE DEAN BRIDGE OF EDINBURGH S32 · 3/4L

Alec Hay: *RSCDS XXIII 4* · Crib: *Eric's E-cribs* · Diagram: *Keith Rose's Diagrams*

- 1– 1c+2c S&Link ; 1c+3c S&Link. (to 2,3,1)
- 9– 2c+3c+1c advance {1}and retire {1} | turn BH ½ and remain in the middle: All set to P | All swivel R to dance out to opposite sides (2x,3x,1x), ready for
- 17– Two hands of G-Chain (2c cross to start) to (1x,2,3) ; 1c+2c S&Link, 1c finish BtoB in the middle facing opposite side as for DTr (no hands).
- 25– All advance (1c to sideline, 2c+3c meet P) {1}, retire {1} | all advance and swivel R (1c to 2plx, 2c+3c into BtoB in the middle) ; All A{1} & R{1} again | 1c cross RH **while**{2} 2c+3c advance to sideline and swivel R (2,1,3).

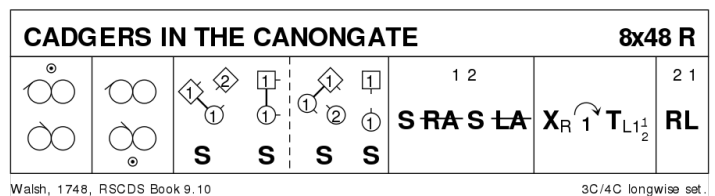


note: For [25-28] the original texts say no hands, and pass; in the Book 23 version hands are often held, steps are very small

3 CADGERS IN THE CANONGATE R48 · 3/4L

Walsh (18C): *RSCDS IX 10* · Crib: *Eric's E-cribs* · Diagram: *Keith Rose's Diagrams*

- 1– 1c Rsh Reels3 on opposite sides, 1M starts across top (Rsh to 2W), 1W crosses down (Lsh to 3M) (to 1x,2,3)
- 9– 1c Rsh Reels3 on own sides, 1W starts across top, 1M crosses down, end in 1pos NHJ (1,2,3)
- 17– 1c NHJ set to 2W | move round in PdB to face 2M ; set to 2M | retire in PdB to 1pl
- 25– 1c+2c set | ½ RHA ; set | ½ LHA to places
- 33– 1c cross RH | cast off one (2c up) ; 1c turn LH 1½ (to 2,1,3)
- 41– 2c+1c R&L.

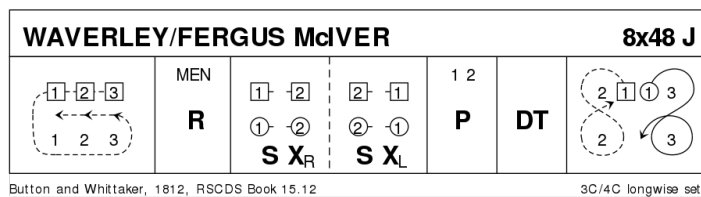


Alternative for [1-8]: 1c ends on own side. See 101 SCD and Manual

4 WAVERLEY J48 · 3/4L

Button and Whittaker: RSCDS XV 12 · Crib: Eric's E-cribs · Diagram: Keith Rose's Diagrams

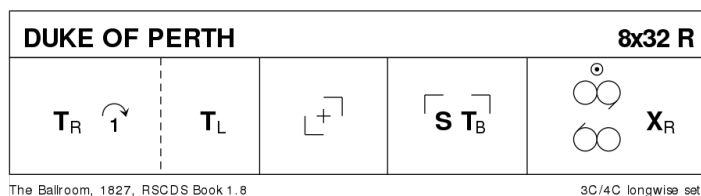
- 1- 1W followed by 2W+3W chase cclw behind 1M+2M+3M to places
- 9- 1M followed by 2M+3M repeat clw round the W
- 17- 1c facing 2c set | change place RH ; set | change place LH ready for
- 25- 1c+2c Poussette, 1c finish BtoB in the middle facing own side for
- 33- DTr, 1c finish facing W side NHJ 1W above 1M
- 41- 1c dance out between 2W & 3W, 1W casts up and 1M casts down, meet in the middle ; cast as before, between 2M & 3M, finish in 2pl



5 DUKE OF PERTH R32 · 3/4L

RSCDS I 8 · Crib: Eric's E-cribs · Diagram: Keith Rose's Diagrams

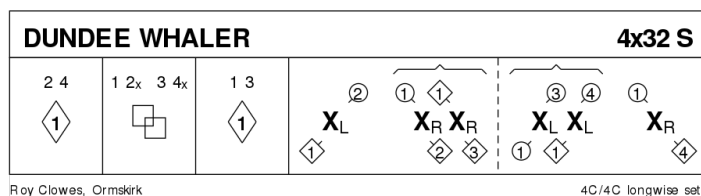
- 1- 1c turn RH, cast off (2c up) ; turn LH to face 1cnrs
- 9- Turn CPCP, to face 1cnrs
- 17- 1c set to and turn 1cnrs BH ; set to and turn 2cnrs BH
- 25- Reels3{6} on the sides (Lsh to 1cnr) | 1c cross RH to 2pl.



6 THE DUNDEE WHALER S32 · 4/4L

Roy Clowes: Ormskirk Scottish Dances - Memorial Edition · Crib: Eric's E-cribs · Diagram: Keith Rose's Diagrams

- 1- 2c+4c petronella (to 1,2x,3,4x)
- 9- 1c+2c & 3c+4c L-Chain
- 17- 1c+3c petronella (to 1x,2x,3x,4x)
- 25- 1W+2M cross LH | 1M+2W & 1W+3W cross RH ; 1M+3M & 1W+4M cross LH | 1M+4W cross RH (2,3,4,1).

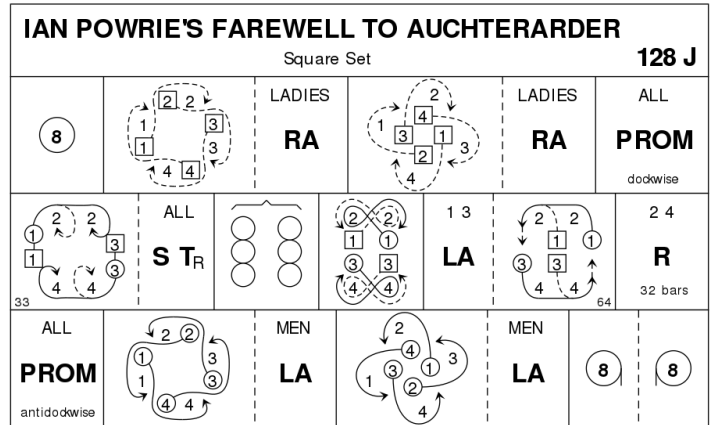


[25-32] represent tacking the ship, therefore no polite turns

7 IAN POWRIE'S FAREWELL TO AUCHTERARDER J128 · 4S

Bill Hamilton: 90 - Twelve anniversary dances celebrating ninety years of RSCDS Edinburgh Branch 13 · Crib: Eric's E-cribs · Diagram: Keith Rose's Diagrams

- 1-- Circle8 L and back
 9-- All W pass in front of P, dance behind next M ; RHA in the centre
 17-- All W cross in front of opposite M, dance behind next M ; RHA, joining P for
 25-- All Promenade once round clw (but see note)
 33-- 1c+3c (W following M) dance on 1 place clw and in (M round M, W round W) to face next couple ; set to and turn that person RH
 41-- Reels4 across
 49-- Fig8, 1c round 2c, 3c round 4c
 57-- 1c+3c LHA ; 1c/3c dance out Lsh round 2c/4c (M round M, W round W) and cclw to places
 65--96 2c+4c repeat bars 33-64
 97-- All Promenade once round clw (but see note)
 105-120 The Men repeat [9-24] cclw with LHA in the centre
 121-- Circle8 RIGHT and back (see note)

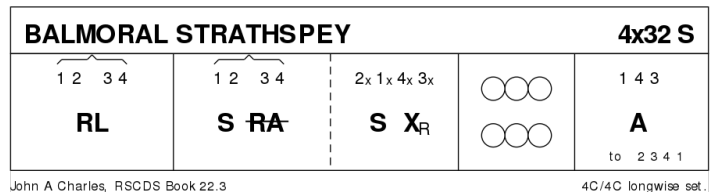


Note: This crib follows the current way of dancing. In the original instructions, the promenade [25-32] is cclw. Bill Hamilton said in 'hindsight' this promenade should be clw, but preferred not to change the official instructions. Bill disapproved of another variant, where the circle [121-128] is continued to the R only.

8 BALMORAL STRATHSPEY S32 · 4/4L

John A Charles: RSCDS XXII 3 · Crib: Eric's E-cribs · Diagram: Keith Rose's Diagrams

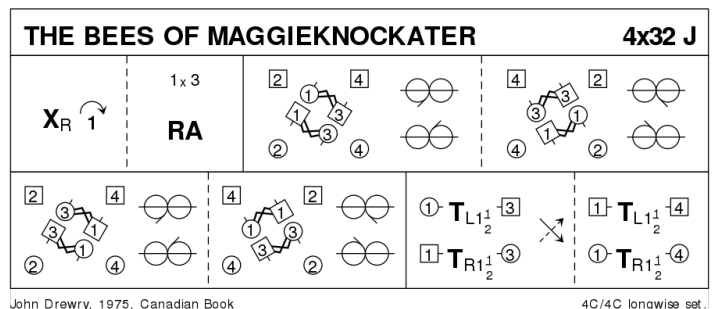
- 1-- 1c+2c & 3c+4c R&L
 9-- 1c+2c & 3c+4c set | ½ RHA ; all set | cross RH (to 2,1,4,3)
 17-- Reels4 on the sides, 2c finish in 1pl, the others dance in on [24] for
 25-- 1c+4c+3c Allemande (to 2,3,4,1)



9 THE BEES OF MAGGIEKNOCKATER J32 · 4/4L

John Drewry: The Canadian Book of Scottish Country Dances · Crib: Eric's E-cribs · Diagram: Keith Rose's Diagrams

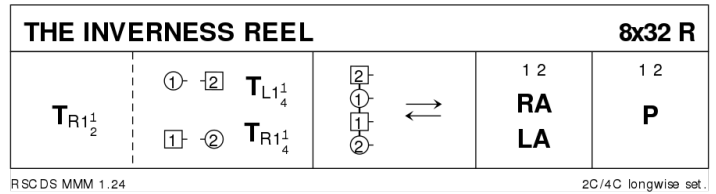
- 1-- 1c cross RH | cast off (2c up) ; 1c+3c RHA, finish as pairs 1M+3W & 3M+1W facing out on W/M side in promhold
 9-- Pairs+ 2c+4c Rsh ½Reels3 on sides ; pairs meet & take P in promhold for Lsh ½Reels3 on sides
 17-- Meet and repeat (as pairs Rsh ½Reels3 ; with P Lsh ½Reels3)
 25-- 1c (passing inside) turn 3c 1½ Easy Hand ; 1c cross and passing inside turn 4c EH 1½ (to 2,3,4,1)



10 THE INVERNESS REEL R32 · 2/4L

Miss Milligan's Miscellany of Scottish Country Dances · Crib: Eric's E-cribs · Diagram: Keith Rose's Diagrams

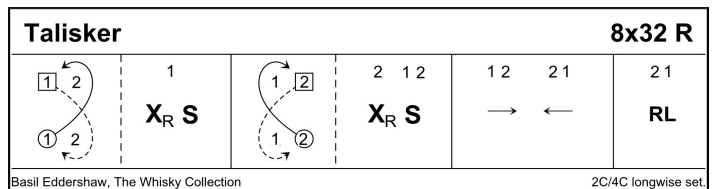
- 1- 1c turn RH 1½ ; 1M+2W turn LH 1¼
while{ 1W+2M turn RH 1¼
- 9- In line across dance down the middle and turn R about ; and up to own places, 1M putting 1W across on [16]
- 17- 1c+2c RHA ; LHA
- 25- 1c+2c Poussette



11 TALISKER R32 · 2/4L

Basil Eddershaw: The Whisky Collection · Crib: MiniCribs

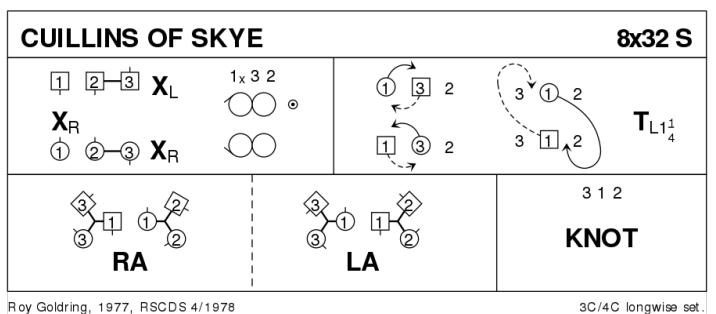
- 1-8 1s cross down below 2s & cast up to top, cross RH & set
- 9-16 2s cross up & cast down, cross RH & set
- 17-24 1s followed by 2s dance down, 2s followed by 1s dance up to 1st/2nd places
- 25-32 2s+1s dance R&L



12 CUILLINS OF SKYE S32 · 3/4L

Roy Goldring: Four Scottish Country Dances 1978 · Crib: Eric's E-cribs · Diagram: Keith Rose's Diagrams

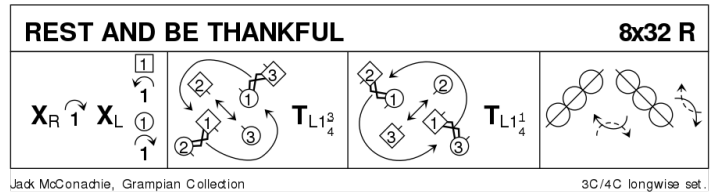
- 1- 1c cross RH **while**{2} 2c (starting in) +3c change place on the sides EH | Mirror Reels3{6} on the sides, 3c (in 2pl) starting in and up, 1c ends facing out (1x,3,2)
- 9- 1c cast off **while**{2} 3c dance to top giving NH | 1c ½ Fig8 L (1W up, 1M down) | 1c ¼ turn LH (1M now below 1W)
- 17- 3c+1W & 1M+2c RHA (Teapots R), to sidelines ; 3c+1M & 1W+2c LHA (3,1,2)
- 25- 3c+1c+2c the Knot (2,1,3)



13 REST AND BE THANKFUL R32 · 3/4L

Grampian Collection of Scottish Country Dances · Crib: Eric's E-cribs · Diagram: Keith Rose's Diagrams

- 1- 1c cross RH | cast off (2c up) ; cross LH and cast L round 4cnr to take 1cnr on R in promhold
- 9- Promenade ½ round cclw and drop 1cnr at opposite corner **while{4}** 2cnrs A&R diagonally ; 1c turn 1¾ LH to 2cnrs
- 17- Repeat with 2cnrs **while{4}** 1cnrs A&R ; 1c turn 1¼ LH to face 1cnr pos
- 25- ½Reel4 with 1cnrs, pass Rsh ; ½Reel4 with 2cnrs, crossing Rsh to 2pl



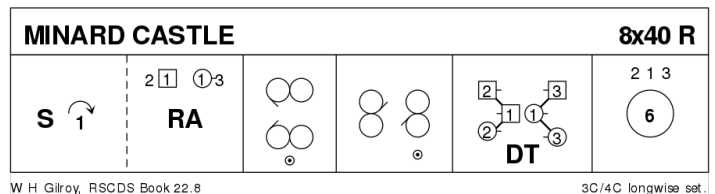
this follows the original instructions. Those who find the time short for crossing on [31-32] can try an easier choreography, also flowing better into 2nd turn, as follows:

- 17- Repeat with 2cnrs **while{4}** 1cnrs A&R ; 1c turn 1¾ LH to face 3cnr (= 1cnr person)
- 25- ½Reel4 with 1cnrs, pass Rsh and face 4cnr ; ½Reel4 with 2cnrs, finish in 2pl

14 MINARD CASTLE R40 · 3/4L

W H Gilroy: RSCDS XXII 8 · Crib: Eric's E-cribs · Diagram: Keith Rose's Diagrams

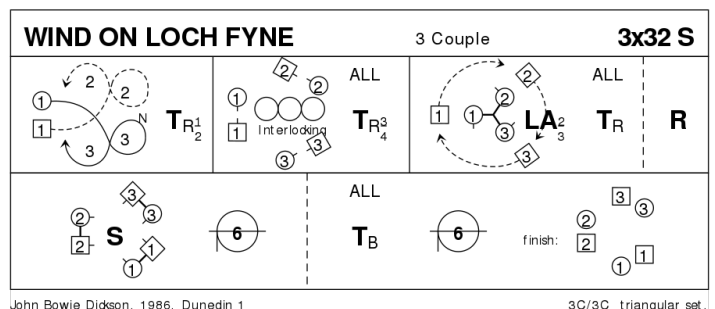
- 1- 1c set | cast off one (2c up) ; 1W+2c & 1M+3c RHA (2,1,3)
- 9- Mirror Reels3 on own sides (1c dance up NHJ to begin) (2c+3c end with loops) (2,1,3)
- 17- 1W+2c and 1M+3c Reels3 across (Lsh to 1cnr), finish for
- 25- DTr up/dn, 1W starting with 2c and 1M with 3c , to (2,1,3)
- 33- Circle6 and back



15 THE WIND ON LOCH FYNE S32 · 3T

John Bowie Dickson: Dunedin Dances Book 1 · Crib: Eric's E-cribs · Diagram: Keith Rose's Diagrams

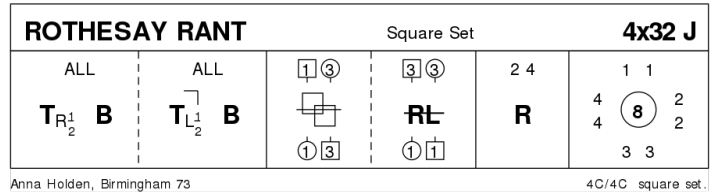
- 1- 1c cross down, 1W / 1M Figs8 round 2c / 3c (pass between, meet & touch NH, out between same couple, cast up, turn RH ½ to place.
- 9- All C face P for Rsh interlocking Reels4 (acknowledge P on [12], on [16] turn ¾ RH into:
- 17- Men LHA 2/3 cclw **while{2}** women dance clw one place | all C turn RH ; repeat to new places (2,3,1).
- 25- All C set NHJ | ½ circle6 left ; all C turn BH | ½ circle6 left (2,3,1)



16 THE ROTHESAY RANT J32 · 4S

Anna Campbell Holden: Collins Pocket Reference: Scottish Country Dancing · Crib: Eric's E-cribs · Diagram: Keith Rose's Diagrams

- 1- All C ½ RH turn and set in circle, ½ LH turn with corner and set, W face in at end
- 9- 1c+3c ½ L-Chain, ½ R&L
- 17- 2c+4c repeat
- 25- All circle8 and back.

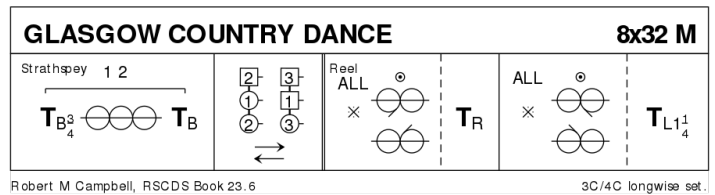


17 GLASGOW COUNTRY DANCE M32 · 3/4L

Robert M Campbell: RSCDS XXIII 6 · Crib: Eric's E-cribs · Diagram: Keith Rose's Diagrams

Strathspey part

- 1- 1c+2c turn partners ¾ BH to centre line | ½ Reel4 | turn BH, 2c to 1pl with 1M between 2c and 1W between 3c, all facing down
- 9- 1W (1M) lead 3c (2c) down the middle ; all turn R about and lead up, to finish line facing line across



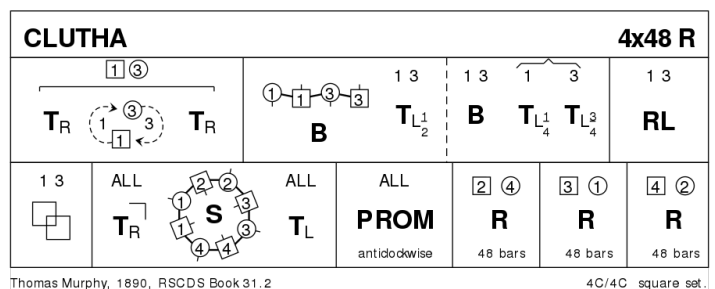
Reel part

- 17- All clap, ½ Reels3 on sides, Rsh to 1cnr ; 1c turn RH to finish facing in lines across (1W between 3c at top and 1M between 2c)
- 25- All clap, ½ Reels3 on sides, Lsh to 2cnr position ; 1c turn 1¼ LH to (2,1,3)

18 CLUTHA R48 · 4S

RSCDS XXXI 2 · Crib: Eric's E-cribs · Diagram: Keith Rose's Diagrams

- 1- 1W+3M turn RH | dance Rsh round P {4} | turn RH again, finishing RHJ and LHJ with P for
- 9- 1c+3c BiL | turn P ½ LH ; BiL | turn P LH to original places (¼ or ¾ turn)
- 17- 1c+3c R&L
- 25- 1c+3c L-Chain (M no polite turn at the end)
- 33- All turn corner RH | give P LH to form circle (M face out) and set ; turn P LH into promhold facing cclw
- 41- All dance cclw to original positions



repeat 3 times with 2W, 3W and 4W leading in turn

19 TILL WE MEET AGAIN J32 · 3/4L

Gwen Paterson-Traxler · Crib: SCDDDB Contributed Cribbs & Diagrams · Diagram: Keith Rose's Diagrams

- 1-4** 1C set and cross RH
5-8 1M cast off 2 places round 3L into the centre as 1L following partner casts round 2L into the centre, 2C step up on 7-8
9-16 1L with 2C and 1M with 3C dance RH across and LH across
17-20 1M followed by 1L casts up round 3L into 2nd place own sides
21-24 all adv+ret
25-32 all 6 hands round and back

