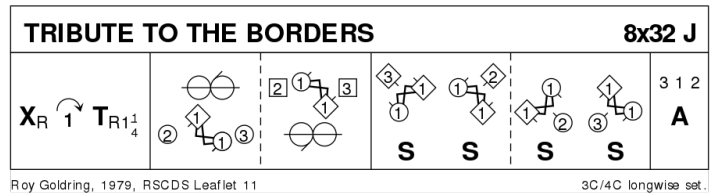


2018-01-27 Burns Night Stuttgart

1 TRIBUTE TO THE BORDERS J32 · 3/4L

Roy Goldring: *The Leaflet Dances with Music* · Crib: *Eric's E-cribs* · Diagram: *Keith Rose's Diagrams*

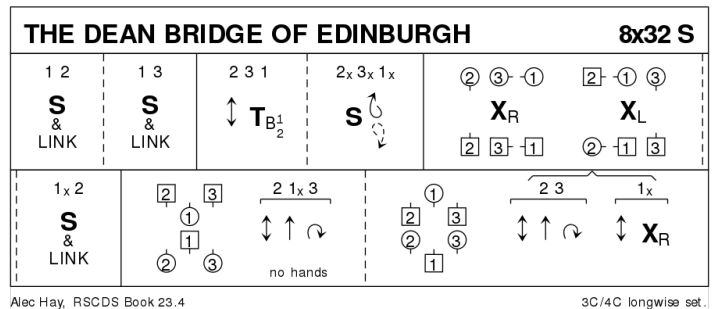
- 1– 1c cross RH | cast (2c up) ; turn 1¼ RH to promhold facing M side
- 9– 1c Rsh ½Reel3 with 2M+3M ; Rsh ½Reel3 with 3W+2W, 1c finish in centre facing 3W (now in 1W pl)
- 17– 1c set to 3W pulling Rsh back | set to 2W ; set to 2M | 1c set to 3M **while**{2} 3c+2c set advancing into
- 25– 3c+1c+2c Allemande



2 THE DEAN BRIDGE OF EDINBURGH S32 · 3/4L

Alec Hay: *RSCDS XXIII 4* · Crib: *Eric's E-cribs* · Diagram: *Keith Rose's Diagrams*

- 1– 1c+2c S&Link ; 1c+3c S&Link. (to 2,3,1)
- 9– 2c+3c+1c advance {1} and retire {1} | turn BH ½ and remain in the middle: All set to P | All swivel R to dance out to opposite sides (2x,3x,1x), ready for
- 17– Two hands of G-Chain (2c cross to start) to (1x,2,3) ; 1c+2c S&Link, 1c finish BtoB in the middle facing opposite side as for DTr (no hands).
- 25– All advance (1c to sideline, 2c+3c meet P) {1}, retire {1} | all advance and swivel R (1c to 2plx, 2c+3c into BtoB in the middle) ; All A{1} & R{1} again | 1c cross RH **while**{2} 2c+3c advance to sideline and swivel R (2,1,3).

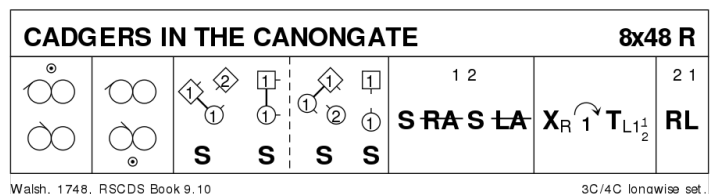


note: For [25-28] the original texts say no hands, and pass; in the Book 23 version hands are often held, steps are very small

3 CADGERS IN THE CANONGATE R48 · 3/4L

Walsh (18C): *RSCDS IX 10* · Crib: *Eric's E-cribs* · Diagram: *Keith Rose's Diagrams*

- 1– 1c Rsh Reels3 on opposite sides, 1M starts across top (Rsh to 2W), 1W crosses down (Lsh to 3M) (to 1x,2,3)
- 9– 1c Rsh Reels3 on own sides, 1W starts across top, 1M crosses down, end in 1pos NHJ (1,2,3)
- 17– 1c NHJ set to 2W | move round in PdB to face 2M ; set to 2M | retire in PdB to 1pl
- 25– 1c+2c set | ½ RHA ; set | ½ LHA to places
- 33– 1c cross RH | cast off one (2c up) ; 1c turn LH 1½ (to 2,1,3)
- 41– 2c+1c R&L.

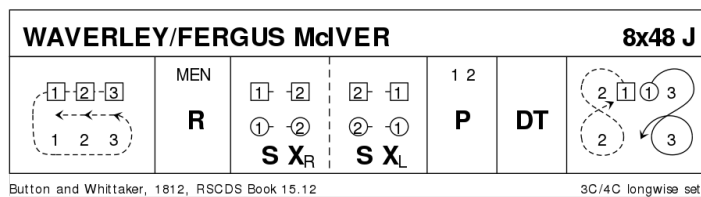


Alternative for [1-8]: 1c ends on own side. See 101 SCD and Manual

4 WAVERLEY J48 · 3/4L

Button and Whittaker: RSCDS XV 12 · Crib: Eric's E-cribs · Diagram: Keith Rose's Diagrams

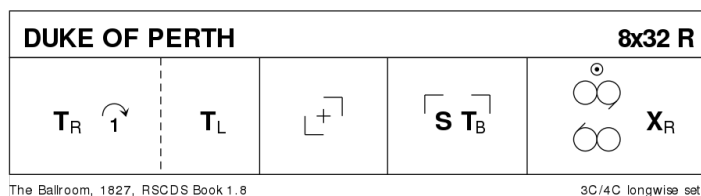
- 1- 1W followed by 2W+3W chase cclw behind 1M+2M+3M to places
- 9- 1M followed by 2M+3M repeat clw round the W
- 17- 1c facing 2c set | change place RH ; set | change place LH ready for
- 25- 1c+2c Poussette, 1c finish BtoB in the middle facing own side for
- 33- DTr, 1c finish facing W side NHJ 1W above 1M
- 41- 1c dance out between 2W & 3W, 1W casts up and 1M casts down, meet in the middle ; cast as before, between 2M & 3M, finish in 2pl



5 DUKE OF PERTH R32 · 3/4L

RSCDS I 8 · Crib: Eric's E-cribs · Diagram: Keith Rose's Diagrams

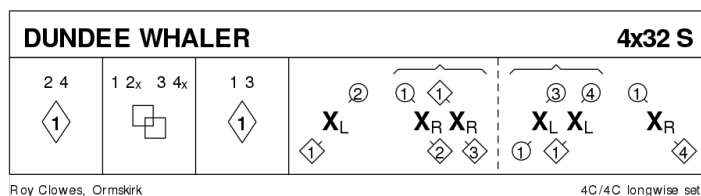
- 1- 1c turn RH, cast off (2c up) ; turn LH to face 1cnrs
- 9- Turn CPCP, to face 1cnrs
- 17- 1c set to and turn 1cnrs BH ; set to and turn 2cnrs BH
- 25- Reels3{6} on the sides (Lsh to 1cnr) | 1c cross RH to 2pl.



6 THE DUNDEE WHALER S32 · 4/4L

Roy Clowes: Ormskirk Scottish Dances - Memorial Edition · Crib: Eric's E-cribs · Diagram: Keith Rose's Diagrams

- 1- 2c+4c petronella (to 1,2x,3,4x)
- 9- 1c+2c & 3c+4c L-Chain
- 17- 1c+3c petronella (to 1x,2x,3x,4x)
- 25- 1W+2M cross LH | 1M+2W & 1W+3W cross RH ; 1M+3M & 1W+4M cross LH | 1M+4W cross RH (2,3,4,1).

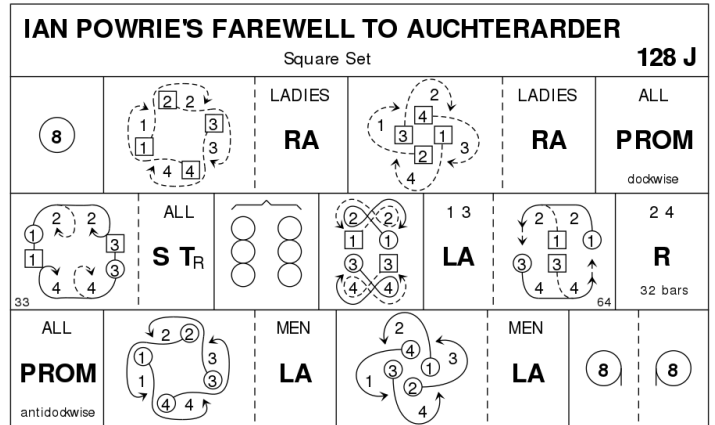


[25-32] represent tacking the ship, therefore no polite turns

7 IAN POWRIE'S FAREWELL TO AUCHTERARDER J128 · 4S

Bill Hamilton: 90 - Twelve anniversary dances celebrating ninety years of RSCDS Edinburgh Branch 13 · Crib: Eric's E-cribs · Diagram: Keith Rose's Diagrams

- 1-- Circle8 L and back
- 9-- All W pass in front of P, dance behind next M ; RHA in the centre
- 17-- All W cross in front of opposite M, dance behind next M ; RHA, joining P for
- 25-- All Promenade once round clw (but see note)
- 33-- 1c+3c (W following M) dance on 1 place clw and in (M round M, W round W) to face next couple ; set to and turn that person RH
- 41-- Reels4 across
- 49-- Fig8, 1c round 2c, 3c round 4c
- 57-- 1c+3c LHA ; 1c/3c dance out Lsh round 2c/4c (M round M, W round W) and cclw to places
- 65--96 2c+4c repeat bars 33-64
- 97-- All Promenade once round clw (but see note)
- 105-120 The Men repeat [9-24] cclw with LHA in the centre
- 121-- Circle8 RIGHT and back (see note)



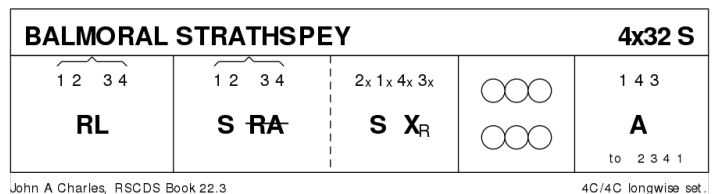
Bill Hamilton, Ian Powrie's Farewell to Auchterarder, Edinburgh 90th 4C/4C square set.

Note: This crib follows the current way of dancing. In the original instructions, the promenade [25-32] is cclw. Bill Hamilton said in 'hindsight' this promenade should be clw, but preferred not to change the official instructions. Bill disapproved of another variant, where the circle [121-128] is continued to the R only.

8 BALMORAL STRATHSPEY S32 · 4/4L

John A Charles: RSCDS XXII 3 · Crib: Eric's E-cribs · Diagram: Keith Rose's Diagrams

- 1- 1c+2c & 3c+4c R&L
- 9- 1c+2c & 3c+4c set | ½ RHA ; all set | cross RH (to 2,1,4,3)
- 17- Reels4 on the sides, 2c finish in 1pl, the others dance in on [24] for
- 25- 1c+4c+3c Allemande (to 2,3,4,1)

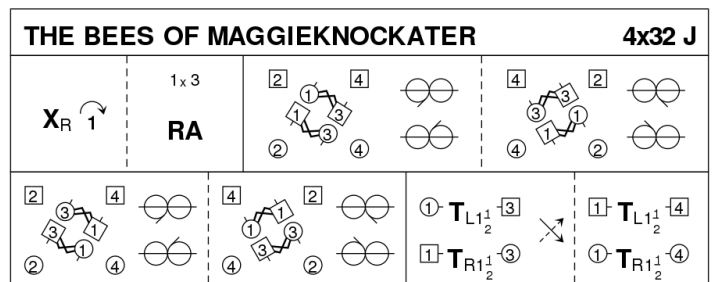


John A Charles, RSCDS Book 22.3 4C/4C longwise set.

9 THE BEES OF MAGGIEKNOCKATER J32 · 4/4L

John Drewry: The Canadian Book of Scottish Country Dances · Crib: Eric's E-cribs · Diagram: Keith Rose's Diagrams

- 1- 1c cross RH | cast off (2c up) ; 1c+3c RHA, finish as pairs 1M+3W & 3M+1W facing out on W/M side in promhold
- 9- Pairs+ 2c+4c Rsh ½Reels3 on sides ; pairs meet & take P in promhold for Lsh ½Reels3 on sides
- 17- Meet and repeat (as pairs Rsh ½Reels3 ; with P Lsh ½Reels3)
- 25- 1c (passing inside) turn 3c 1½ Easy Hand ; 1c cross and passing inside turn 4c EH 1½ (to 2,3,4,1)

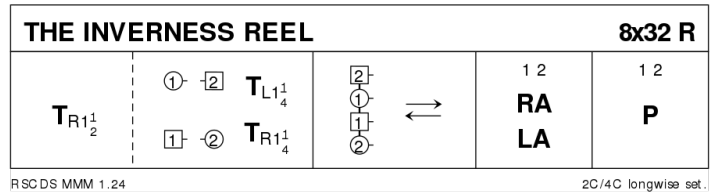


John Drewry, 1975, Canadian Book 4C/4C longwise set.

10 THE INVERNESS REEL R32 · 2/4L

Miss Milligan's Miscellany of Scottish Country Dances · Crib: Eric's E-cribs · Diagram: Keith Rose's Diagrams

- 1- 1c turn RH 1½ ; 1M+2W turn LH 1¼
while{ 1W+2M turn RH 1¼
- 9- In line across dance down the middle and turn R about ; and up to own places, 1M putting 1W across on [16]
- 17- 1c+2c RHA ; LHA
- 25- 1c+2c Poussette



11 TALISKER R32 · 2/4L

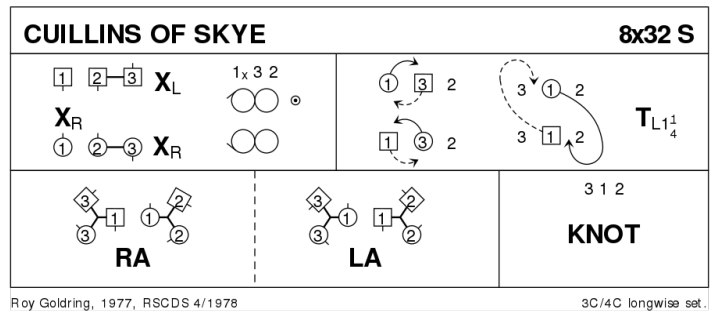
Basil Eddershaw: The Whisky Collection · Crib: MiniCribs

- 1-8 1s cross down below 2s & cast up to top, cross RH & set
- 9-16 2s cross up & cast down, cross RH & set
- 17-24 1s followed by 2s dance down, 2s followed by 1s dance up to 1st/2nd places
- 25-32 2s+1s dance R&L

12 CULLINS OF SKYE S32 · 3/4L

Roy Goldring: Four Scottish Country Dances 1978 · Crib: Eric's E-cribs · Diagram: Keith Rose's Diagrams

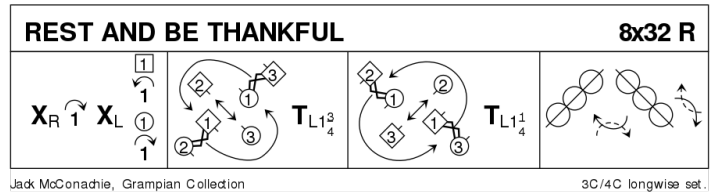
- 1- 1c cross RH **while**{2} 2c (starting in) +3c change place on the sides EH | Mirror Reels3{6} on the sides, 3c (in 2pl) starting in and up, 1c ends facing out (1x,3,2)
- 9- 1c cast off **while**{2} 3c dance to top giving NH | 1c ½ Fig8 L (1W up, 1M down) | 1c ¼ turn LH (1M now below 1W)
- 17- 3c+1W & 1M+2c RHA (Teapots R), to sidelines ; 3c+1M & 1W+2c LHA (3,1,2)
- 25- 3c+1c+2c the Knot (2,1,3)



13 REST AND BE THANKFUL R32 · 3/4L

Grampian Collection of Scottish Country Dances · Crib: Eric's E-cribs · Diagram: Keith Rose's Diagrams

- 1- 1c cross RH | cast off (2c up) ; cross LH and cast L round 4cnr to take 1cnr on R in promhold
- 9- Promenade ½ round cclw and drop 1cnr at opposite corner **while{4}** 2cnrs A&R diagonally ; 1c turn 1¼ LH to 2cnrs
- 17- Repeat with 2cnrs **while{4}** 1cnrs A&R ; 1c turn 1¼ LH to face 1cnr pos
- 25- ½Reel4 with 1cnrs, pass Rsh ; ½Reel4 with 2cnrs, crossing Rsh to 2pl



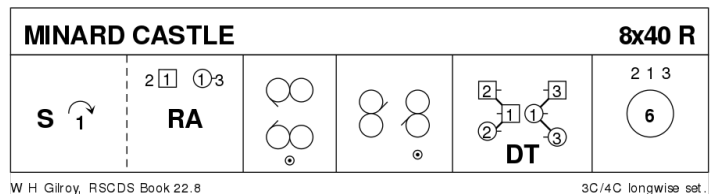
this follows the original instructions. Those who find the time short for crossing on [31-32] can try an easier choreography, also flowing better into 2nd turn, as follows:

- 17- Repeat with 2cnrs **while{4}** 1cnrs A&R ; 1c turn 1¼ LH to face 3cnr (= 1cnr person)
- 25- ½Reel4 with 1cnrs, pass Rsh and face 4cnr ; ½Reel4 with 2cnrs, finish in 2pl

14 MINARD CASTLE R40 · 3/4L

W H Gilroy: RSCDS XXII 8 · Crib: Eric's E-cribs · Diagram: Keith Rose's Diagrams

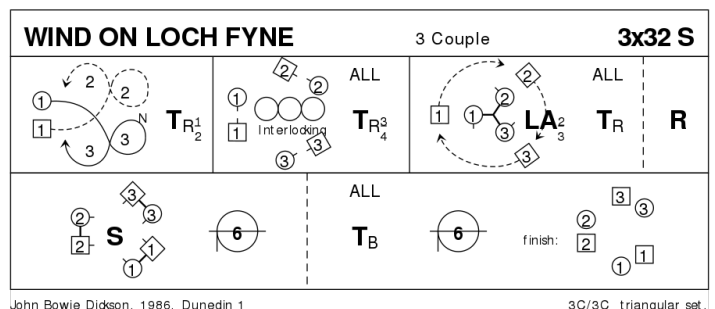
- 1- 1c set | cast off one (2c up) ; 1W+2c & 1M+3c RHA (2,1,3)
- 9- Mirror Reels3 on own sides (1c dance up NHJ to begin) (2c+3c end with loops) (2,1,3)
- 17- 1W+2c and 1M+3c Reels3 across (Lsh to 1cnr), finish for
- 25- DTr up/dn, 1W starting with 2c and 1M with 3c , to (2,1,3)
- 33- Circle6 and back



15 THE WIND ON LOCH FYNE S32 · 3T

John Bowie Dickson: Dunedin Dances Book 1 · Crib: Eric's E-cribs · Diagram: Keith Rose's Diagrams

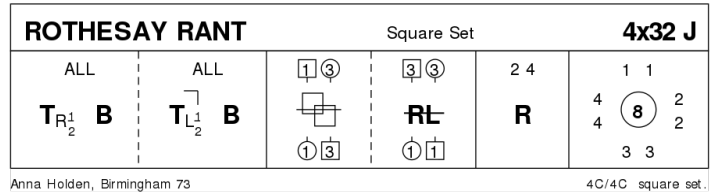
- 1- 1c cross down, 1W / 1M Figs8 round 2c / 3c (pass between, meet & touch NH, out between same couple, cast up, turn RH ½ to place.
- 9- All C face P for Rsh interlocking Reels4 (acknowledge P on [12], on [16] turn ¾ RH into:
- 17- Men LHA 2/3 cclw **while{2}** women dance clw one place | all C turn RH ; repeat to new places (2,3,1).
- 25- All C set NHJ | ½ circle6 left ; all C turn BH | ½ circle6 left (2,3,1)



16 THE ROTHESAY RANT J32 · 4S

Anna Campbell Holden: Collins Pocket Reference: Scottish Country Dancing · Crib: Eric's E-cribs · Diagram: Keith Rose's Diagrams

- 1- All C ½ RH turn and set in circle, ½ LH turn with corner and set, W face in at end
- 9- 1c+3c ½ L-Chain, ½ R&L
- 17- 2c+4c repeat
- 25- All circle8 and back.

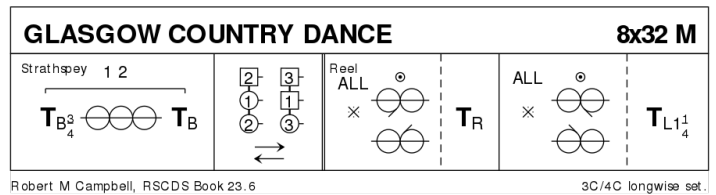


17 GLASGOW COUNTRY DANCE M32 · 3/4L

Robert M Campbell: RSCDS XXIII 6 · Crib: Eric's E-cribs · Diagram: Keith Rose's Diagrams

Strathspey part

- 1- 1c+2c turn partners ¾ BH to centre line | ½ Reel4 | turn BH, 2c to 1pl with 1M between 2c and 1W between 3c, all facing down
- 9- 1W (1M) lead 3c (2c) down the middle ; all turn R about and lead up, to finish line facing line across



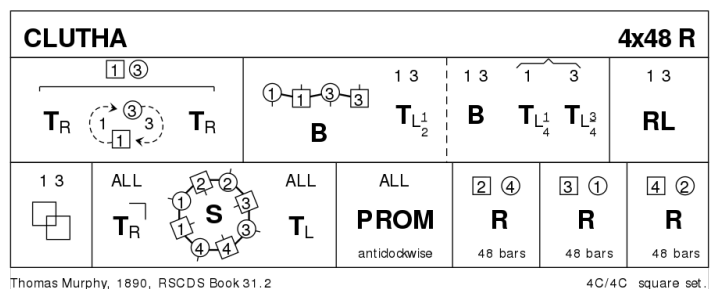
Reel part

- 17- All clap, ½ Reels3 on sides, Rsh to 1cnr ; 1c turn RH to finish facing in lines across (1W between 3c at top and 1M between 2c)
- 25- All clap, ½ Reels3 on sides, Lsh to 2cnr position ; 1c turn 1¼ LH to (2,1,3)

18 CLUTHA R48 · 4S

RSCDS XXXI 2 · Crib: Eric's E-cribs · Diagram: Keith Rose's Diagrams

- 1- 1W+3M turn RH | dance Rsh round P {4} | turn RH again, finishing RHJ and LHJ with P for
- 9- 1c+3c BiL | turn P ½ LH ; BiL | turn P LH to original places (¼ or ¾ turn)
- 17- 1c+3c R&L
- 25- 1c+3c L-Chain (M no polite turn at the end)
- 33- All turn corner RH | give P LH to form circle (M face out) and set ; turn P LH into promhold facing cclw
- 41- All dance cclw to original positions



repeat 3 times with 2W, 3W and 4W leading in turn

19 FAREWELL TO KINGUSSIE R32 · 3/4L

Pat Clark: The Corberry Collection

Farewell to Kingussie

8x32 Reel

A three couple dance in a four couple set

Tune: The Clan Gathering by Pat Clark

- 1 - 4 First couple with second woman and second man with third couple dance right hands across once round.
- 5 - 8 First man dances across the set, casts off behind first woman, dances in front of second woman to third place on the opposite side, while third woman dances across the set, casts up behind third man, dances in front of second man to top place on the man's side.
- 9 - 12 Third, first, and second women at the top and second, first and third men at the bottom, dance left hands across once round.
- 13 - 16 First woman dances across the set, casts off behind third woman, in front of second man to third place on opposite side, while third man dances across the set, casts up behind first man in front of second woman into top place on the woman's side.
- 17 - 20 Third and first couples dance half a double figure of eight round second couple, third couple starts by casting off and first couple by crossing up.
- 21 - 24 Third couple casts off to third place on own side and sets in third place, while first couple dances up with nearer hands joined, to the top and casts off into second place (second couple steps up on bars 23&24).
- 25 - 32 Second, first, third couples dance six hands round and back.

Devised 2010