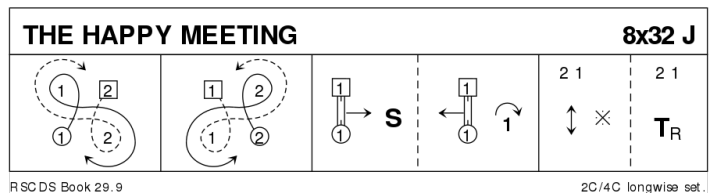


# 180922 Denkendorf Social Dance

## 1 THE HAPPY MEETING J32 · 2/4L

RSCDS XXIX 9 · Crib: E-cribs · Diagram: Keith Rose's Diagrams

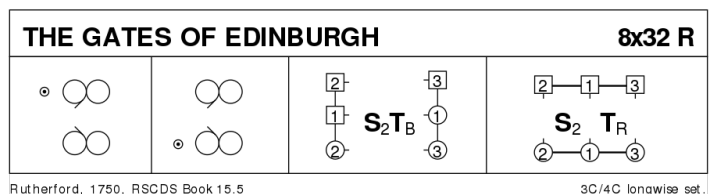
- 1- 1M+2W cross and dance  $\frac{3}{4}$  Lsh round P, pass down/up Rsh, cast R round standing M/W to places
- 9- 1W+2M repeat (other shoulders)
- 17- 1c slip down the middle | set (1M starts L foot) ; slip to top | cast off (2c up)
- 25- 2c+1c A&R (all clap) ; turn P RH



## 2 THE GATES OF EDINBURGH R32 · 3/4L

David Rutherford: RSCDS XV 5 · Crib: E-cribs · Diagram: Keith Rose's Diagrams

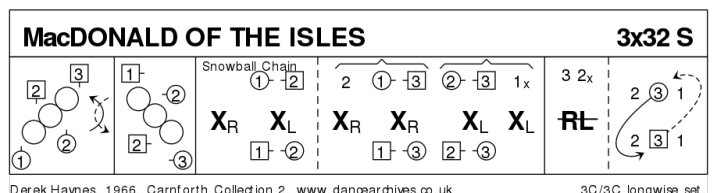
- 1- 1c+2c+3c mirror Reels3 on opposite side (with hands), 1c cross down to begin
- 9- 1c+2c+3c mirror Reels3 on own side ; finish 1W/1M between 2c/3c
- 17- Set twice in lines of 3 across ; 2W+3W & 2M+3M turn BH **while** 1c BH  $1\frac{1}{4}$  turn (2,1,3)
- 25- All set twice ; turn RH



## 3 MACDONALD OF THE ISLES S32 · 3/3L

Derek Haynes: Carnforth Collection of SC Dances 2 · Crib: E-cribs · Diagram: Keith Rose's Diagrams

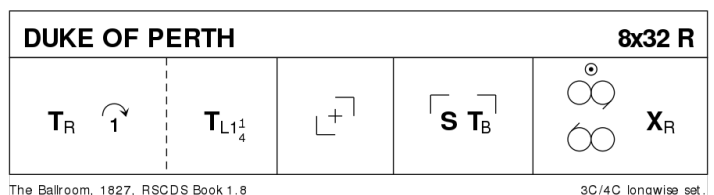
- 1- 2c diagonal Reel4 with 1cnrs, at end dance Lsh round P to face 2cnrs
- 9- 2c diagonal Reel4 with 2cnrs (2cnr loop by the R) (to 1,2,3)
- 17- 1c+2c+3c »snowball« G-Chain (1c begin, 2 bars per hand) (to 3,2x,1)
- 25- 3c+2c  $\frac{1}{2}$  R&L ; 3c  $\frac{1}{2}$  Fig8 R (3M up, 3W down) (2,3,1)



## 4 DUKE OF PERTH R32 · 3/4L

RSCDS I 8 · Crib: E-cribs · Diagram: Keith Rose's Diagrams

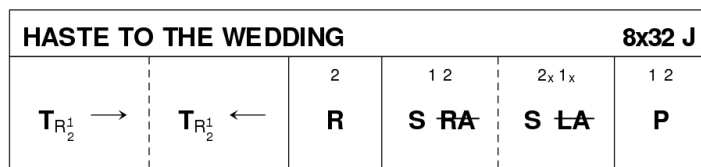
- 1- 1c turn RH, cast off (2c up) ; turn LH to face 1cnrs
- 9- Turn CPCP, to face 1cnrs
- 17- 1c set to and turn 1cnrs BH ; set to and turn 2cnrs BH
- 25- Reels3{6} on the sides (Lsh to 1cnr) | 1c cross RH to 2pl.



## 5 HASTE TO THE WEDDING J32 · 2/4L

RSCDS XXV 6 · Crib: E-cribs · Diagram: Keith Rose's Diagrams

- 1- 1c turn RH ½ | lead down ; turn RH ½ | lead up to place
- 9- 2c repeat
- 17- 1c+2c set | ½ RHA ; set | ½ LHA into
- 25- 1c+2c Poussette



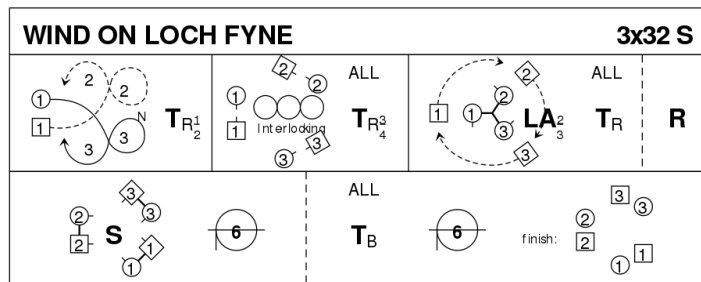
RSCDS Book 25. 6

2C/4C longwise set.

## 6 THE WIND ON LOCH FYNE S32 · 3T

John Bowie Dickson: Dunedin Dances Book 1 · Crib: E-cribs · Diagram: Keith Rose's Diagrams

- 1- 1c cross down, 1W / 1M Figs8 round 2c / 3c (pass between, meet & touch NH, out between same couple, cast up, turn RH ½ to place.
- 9- All C face P for Rsh interlocking Reels4 (acknowledge P on [12], on [16] turn ¾ RH into:
- 17- Men LHA 2/3 cclw **while**{2} women dance clw one place | all C turn RH ; repeat to new places (2,3,1).
- 25- All C set NHJ | ½ circle6 left ; all C turn BH | ½ circle6 left (2,3,1)



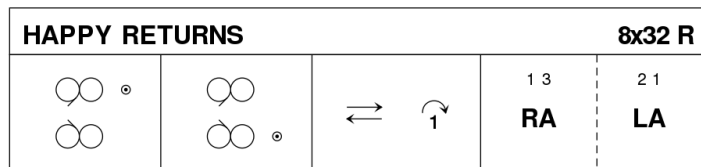
John Bowie Dickson, 1986, Dunedin 1

3C/3C triangular set.

## 7 HAPPY RETURNS R32 · 3/4L

Miss Milligan's Miscellany of Scottish Country Dances · Crib: E-cribs · Diagram: Keith Rose's Diagrams

- 1- 1c+2c+3c Mirror Reels3 in sideline, 1c crossing
- 9- Repeat, 1c crossing back to own side
- 17- 1c lead down middle {3} and up, cast to 2pl (2c up)
- 25- 1c+3c RHA flowing into ; 2c+1c LHA



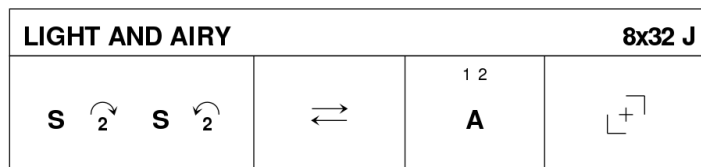
RSCDS MMM 2.11

3C/4C longwise set.

## 8 LIGHT AND AIRY J32 · 3/4L

William (18C) Campbell: RSCDS IV 5 · Crib: E-cribs · Diagram: Keith Rose's Diagrams

- 1- 1c set | cast off two (2c+3c up) ; 1c set | cast up two (2c+3c down)
- 9- 1c lead down the middle and up (1,2,3)
- 17- 1c+2c Allemande, to finish 1c facing 1cnrs
- 25- Turn CPCP to (2,1,3)



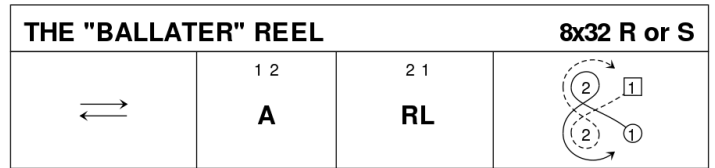
William Campbell, 1790, RSCDS Book 4.5

3C/4C longwise set.

## 9 THE BALLATER REEL R32 · 2/4L

John S Trew: *Let's All Dance* · Crib: *E-cribs* · Diagram: *Keith Rose's Diagrams*

- 1- 1c lead down the middle and up, 2c step in for
- 9- 1c+2c allemande
- 17- 1c+2c R&L
- 25- 1c Fig8 up around 2c.



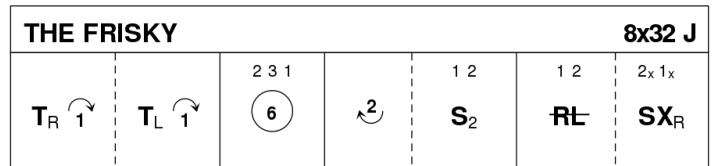
John S Trew, *Let's All Dance*

2C/4C longwise set.

## 10 THE FRISKY J32 · 3/4L

Robert Bremner: *RSCDS XXVI 10* · Crib: *E-cribs* · Diagram: *Keith Rose's Diagrams*

- 1- 1c turn RH, cast off (2c up) ; turn LH, cast off one (3c up) (2,3,1)
- 9- All circle6 and back
- 17- 1c lead to the top [**\*\***] (2c+3c down) ; 1c+2c set twice
- 25- 1c+2c ½ R&L ; 2c+1c set | cross RH (2,1,3)



Thompson, 1774, *RSCDS Book 26.10*

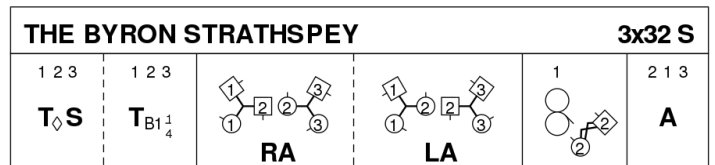
3C/4C longwise set.

[\*\*] TACnotes says dance in {1}, dance up NHJ {2}, out to 1pl {1}

## 11 THE BYRON STRATHSPEY S32 · 3/3L

John Drewry: *Deeside Book Part 2* · Crib: *E-cribs* · Diagram: *Keith Rose's Diagrams*

- 1- 1c+2c+3c Petronella Turn into midline, set ; all turn P BH 1¼ to (1,2,3)
- 9- "Teapots": 1c+2W & 2M+3c RHA ; 1c+2M & 2W+3c LHA , to (1,2,3) with 1c facing out and 2c facing up in promhold
- 17- 2c (promhold) +1W+1M Reel3 across (Rsh to 1W), at end all dance in for
- 25- 2c+1c+3c Allemande (to 3,1,2).



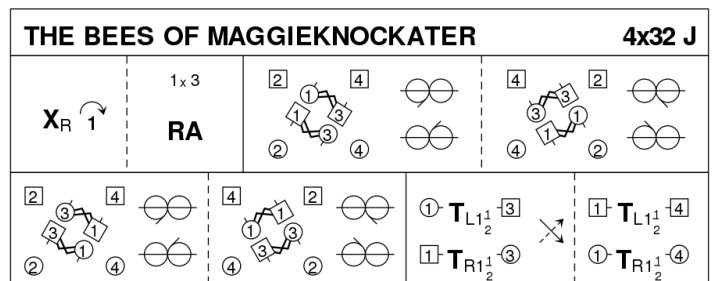
John Drewry, 1975, *Deeside Book 2*

3C/3C longwise set.

## 12 THE BEES OF MAGGIEKNOCKATER J32 · 4/4L

John Drewry: *The Canadian Book of Scottish Country Dances* · Crib: *E-cribs* · Diagram: *Keith Rose's Diagrams*

- 1- 1c cross RH | cast off (2c up) ; 1c+3c RHA, finish as pairs 1M+3W & 3M+1W facing out on W/M side in promhold
- 9- Pairs+ 2c+4c Rsh ½Reels3 on sides ; pairs meet & take P in promhold for Lsh ½Reels3 on sides
- 17- Meet and repeat (as pairs Rsh ½Reels3 ; with P Lsh ½Reels3)
- 25- 1c (passing inside) turn 3c 1½ Easy Hand ; 1c cross and passing inside turn 4c EH 1½ (to 2,3,4,1)



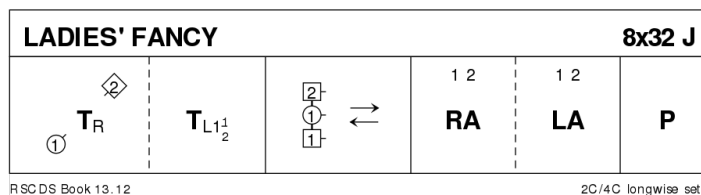
John Drewry, 1975, *Canadian Book*

4C/4C longwise set.

## 13 LADIES' FANCY J32 · 2/4L

RSCDS XIII 12 · Crib: E-cribs · Diagram: Keith Rose's Diagrams

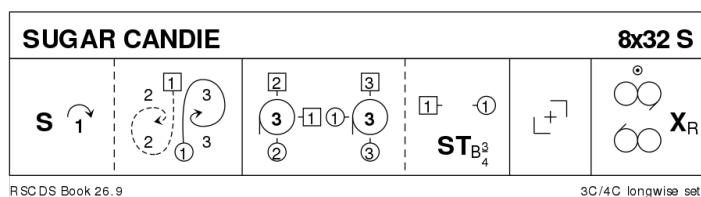
- 1- 1M+2W turn RH, to places ; 1M+1W 1½ LH turn (1c may use BH on [7-8] as 2W steps up) to face down in line across 1W+1M+2W
- 9- 2W+1M+1W down the middle and up (1M hands 1W across in front as 2M joins in behind him for)
- 17- 1c+2c RHA, LHA
- 25- 1c+2c Poussette.



## 14 SUGAR CANDIE S32 · 3/4L

RSCDS XXVI 9 · Crib: E-cribs · Diagram: Keith Rose's Diagrams

- 1- 1c set | cast off (2c up), pass Lsh and cast R round 1cnr, to finish BtoB in the centre, M facing down, W up
- 9- 1W+2c & 1M+3c circle3, at end 1c swivels R to face P ; 1c set, turn ¾ BH to face 1cnrs (open out with 1M using RH to assist P)
- 17- Turn CPCP
- 25- Reels3{6} with corners, Lsh to 1cnr, 1c cross RH to (2,1,3)



## 15 ANDREW'S WELCOME R32 · 4/4L

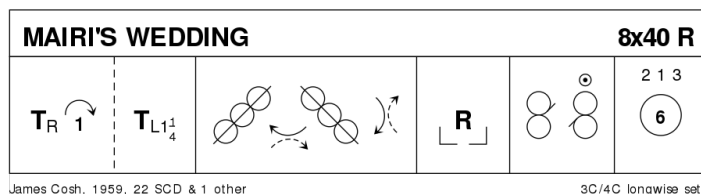
George Swirles: Sussex Martlett Book Vol 3 · Crib: E-cribs

- 1-- 1W crosses between 1M & 2M, in front of 3M, behind 4M to 4Wpl (2W+3W+4W step up on [3-4])
- 9-- 1M repeat mirror pattern (2,3,4,1)
- 17-- 2c followed by 3c+4c+1c cast off (to 1,4,3,2) ; all turn P RH into allemande hold
- 25-- 4C Allemande (2,3,4,1)

## 16 MAIRI'S WEDDING R40 · 3/4L

James B Cosh: Twenty Two SCD · Crib: E-cribs · Diagram: Keith Rose's Diagrams

- 1- 1c turn RH | cast (2c up) ; turn LH to face 1cnrs
- 9- 1c ½Reel4 with 1cnrs (pass P Lsh) ; Repeat with 2cnrs
- 17- Repeat with 3cnrs (1cnr person) ; Repeat with 4cnrs (2cnr person)
- 25- 1W+2c & 1M+3c Reels3 across, Lsh to 1cnr
- 33- 2c+1c+3c circle6 and back



Note: Cosh explicitly tells 1c to pass Lsh in [9-24]; however the Rsh pass is quite common, and nicknamed »Mairi's Divorce«.